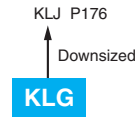


# KLG Series

- Doesn't spark with DC over voltage
- Endurance with ripple current : 2,000 hours at 105°C
- Non solvent resistant type
- RoHS Compliant

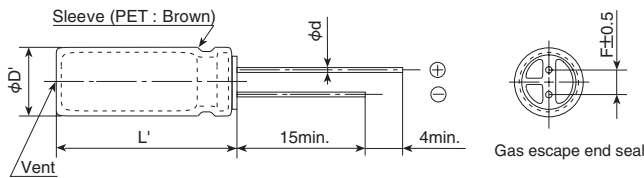


## SPECIFICATIONS

Items	Characteristics		
Category	-25 to +105°C		
Temperature Range	-25 to +105°C		
Rated Voltage Range	200 & 400V <sub>dc</sub>		
Capacitance Tolerance	±20% (M) (at 20°C, 120Hz)		
Leakage Current	I=0.04CV+100 Where, I : Max. leakage current (µA), C : Nominal capacitance (µF), V : Rated voltage (V) (at 20°C after 1 minute)		
Dissipation Factor (tanδ)	Rated voltage (V <sub>dc</sub> )	200V	400V
	tanδ (Max.)	0.20	0.24
Low Temperature Characteristics (Max. Impedance Ratio)	Rated voltage (V <sub>dc</sub> )	200V	400V
	Z(-25°C)/Z(+20°C)	4	6
Endurance	The following specifications shall be satisfied when the capacitors are restored to 20°C after subjected to DC voltage with the rated ripple current is applied (the peak voltage shall not exceed the rated voltage) for 2,000 hours at 105°C.		
	Capacitance change	≤±20% of the initial value	
	D.F. (tanδ)	≤200% of the initial specified value	
	Leakage current	≤The initial specified value	
Shelf Life	The following specifications shall be satisfied when the capacitors are restored to 20°C after exposing them for 1,000 hours at 105°C without voltage applied. Before the measurement, the capacitor shall be preconditioned by applying voltage according to Item 4.1 of JIS C 5101-4.		
	Capacitance change	≤±20% of the initial value	
	D.F. (tanδ)	≤200% of the initial specified value	
	Leakage current	≤500% of the initial specified value	

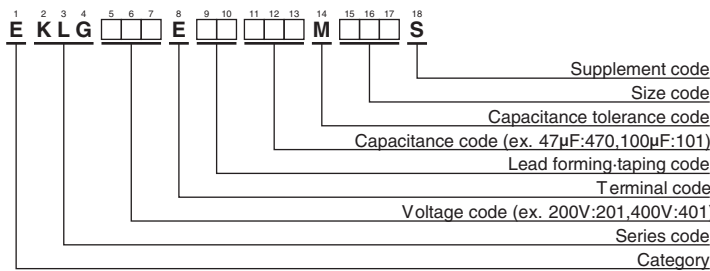
## DIMENSIONS [mm]

Terminal Code : E



φD	16	18
φd	0.8	
F	7.5	
φD'	φD+0.5max.	
L'	L+1.5max.	

## PART NUMBERING SYSTEM



Please refer to "Product code guide (radial lead type)"

◆STANDARD RATINGS

WV (Vdc)	Cap (μF)	Case size φD×L(mm)	tanδ	Rated ripple current (mA <sub>rms</sub> /105°C,120Hz)	Part No.
200	82	16×20	0.20	230	EKLG201E□□820ML20S
	100	16×25	0.20	425	EKLG201E□□101ML25S
	100	18×20	0.20	250	EKLG201E□□101MM20S
	120	16×31.5	0.20	500	EKLG201E□□121MLN3S
	120	18×25	0.20	475	EKLG201E□□121MM25S
	130	18×20	0.20	285	EKLG201E□□131MM20S
	150	16×31.5	0.20	560	EKLG201E□□151MLN3S
	150	18×20	0.20	315	EKLG201E□□151MM20S
	150	18×25	0.20	530	EKLG201E□□151MM25S
	180	16×40	0.20	645	EKLG201E□□181ML40S
	180	18×31.5	0.20	630	EKLG201E□□181MMN3S
	220	18×35.5	0.20	725	EKLG201E□□221MMP1S
	220	18×40	0.20	735	EKLG201E□□221MM40S
	270	18×45	0.20	830	EKLG201E□□271MM45S
330	18×45	0.20	920	EKLG201E□□331MM45S	

WV (Vdc)	Cap (μF)	Case size φD×L(mm)	tanδ	Rated ripple current (mA <sub>rms</sub> /105°C,120Hz)	Part No.
400	22	16×20	0.24	145	EKLG401E□□220ML20S
	22	16×25	0.24	200	EKLG401E□□220ML25S
	33	16×25	0.24	220	EKLG401E□□330ML25S
	33	18×20	0.24	225	EKLG401E□□330MM20S
	39	16×31.5	0.24	245	EKLG401E□□390MLN3S
	39	18×25	0.24	250	EKLG401E□□390MM25S
	47	16×31.5	0.24	275	EKLG401E□□470MLN3S
	47	18×25	0.24	280	EKLG401E□□470MM25S
	56	16×40	0.24	350	EKLG401E□□560ML40S
	56	18×31.5	0.24	315	EKLG401E□□560MMN3S
	68	18×35.5	0.24	350	EKLG401E□□680MMP1S
	82	18×40	0.24	395	EKLG401E□□820MM40S
	100	18×40	0.24	450	EKLG401E□□101MM40S

□□ : Enter the appropriate lead forming or taping code.

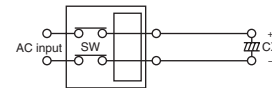
◆DC OVERVOLTAGE TEST CONDITIONS

The vent will operate and the capacitor shall become an open circuit without burning materials when the following excess DC voltage is applied.

●Test DC voltage

Rated voltage	Nominal capacitance	Current limit	Test DC voltage
200V <sub>dc</sub>	<330μF	4A	300/375V <sub>dc</sub>
	330μF	5A	
400V <sub>dc</sub>	<100μF	2A	500/600V <sub>dc</sub>
	100μF	4A	

●Test circuit



Constant DC voltage/current power supply

◆RATED RIPPLE CURRENT MULTIPLIERS

●Frequency Multipliers

Capacitance (μF)	Frequency (Hz)						
	120	300	1k	10k	50k	100k	
22 to 47μF	1.00	1.25	1.50	1.75	1.80	1.85	
56 to 330μF	1.00	1.15	1.30	1.40	1.50	1.60	

The endurance of capacitors is reduced with internal heating produced by ripple current at the rate of halving the lifetime with every 5°C rise. When long life performance is required in actual use, the rms ripple current has to be reduced.