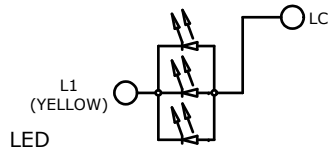

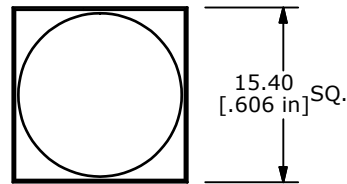


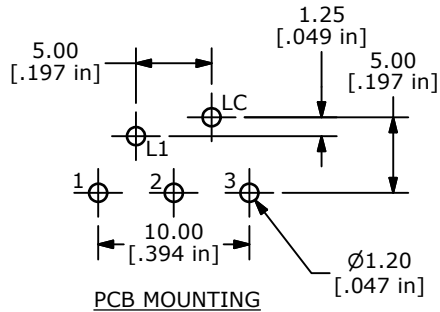
SWITCH SCHEMATIC (MOMENTARY)



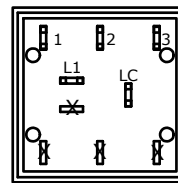
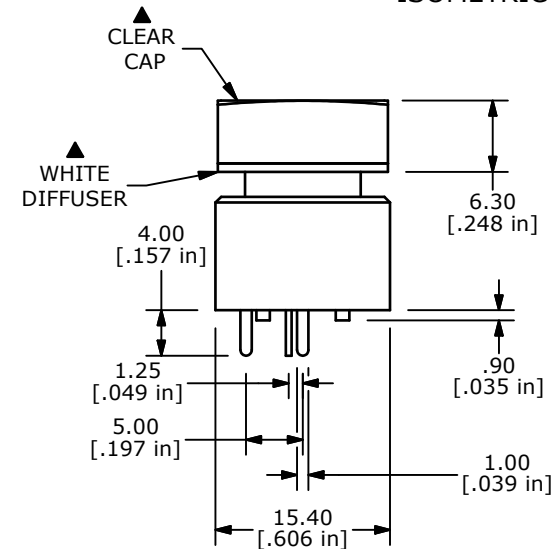
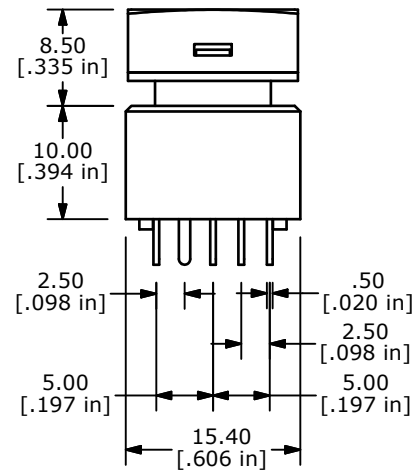
CIRCUIT LAYOUT



ISOMETRIC



PCB MOUNTING



NOTES:

1. ALL DIMENSIONS IN MM
2. GENERAL TOLERANCE: X.X=±0.4  
X.XX=±0.25
3. TERM. NOS. FOR REFERENCE ONLY.
- ▲ 4. CONTACT RATING: 0.4VA MAX. @ 28 V (AC OR DC)
5. CONTACT MATERIAL: GOLD
6. ELECTRICAL LIFE: 200,000 Typical
7. MECHANICAL LIFE:  
1,000,000 CYCLES TYP.
8. OPERATING TEMP: -20°C TO +70°C
9. OPERATING FORCE: 200 ± 100 gf
10. CONTACT RESISTANCE:  
100 MILLI-OHM INITIAL TYP. MAX.
11. DIELECTRIC STRENGTH:  
1000 VAC FOR 1 MINUTE
12. TRAVEL TO MAKE: 2.20mm ± 0.2
13. 2002/95/EC (ROHS) COMPLIANT
14. ▲ DENOTES CRITICAL PARAMETER
- ▲ 15. LED COLOR: YELLOW: 3 CHIPS; 2.1VDC, @20mA TYP.



B	19708	UPDATE DRAWING	02/25/11	BMA
A	18521	RELEASE FOR PRODUCTION	05/18/09	BLR
REV	PCR NO	DESCRIPTION	DATE	BY

TITLE ULP12OAP1RSSCL1YELNIL				
SCALE	DATE	DR	DWG	REV
1.5:1	5/18/2009	BLR	B800027	B

THE INFORMATION CONTAINED IN THIS DOCUMENT IS PROPRIETARY TO E-SWITCH AND IS NOT TO BE COPIED OR TRANSFERRED