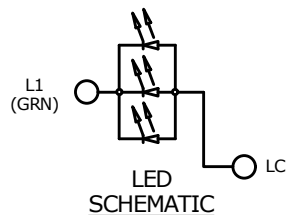
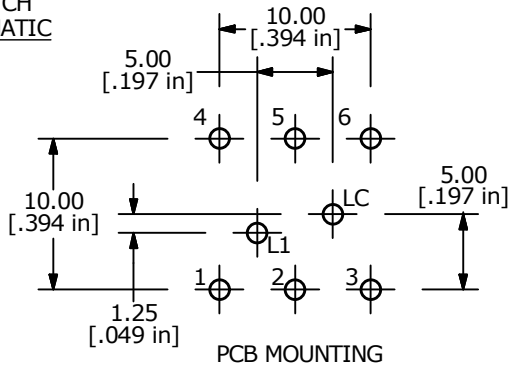
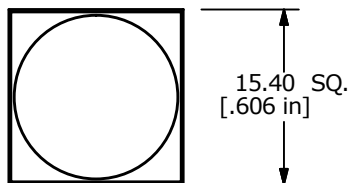


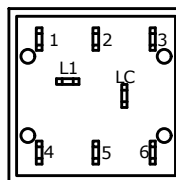
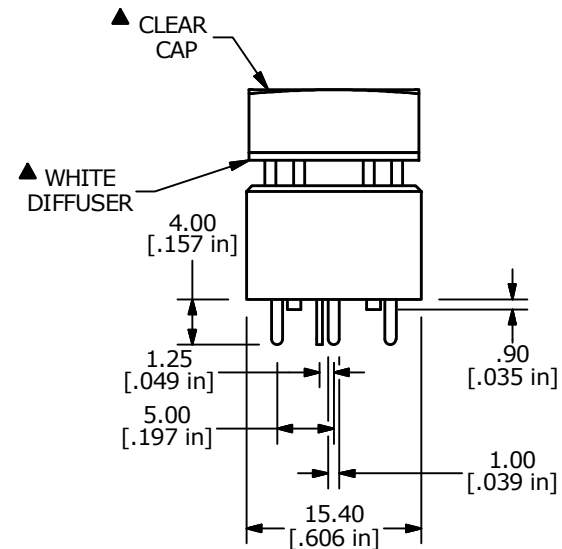
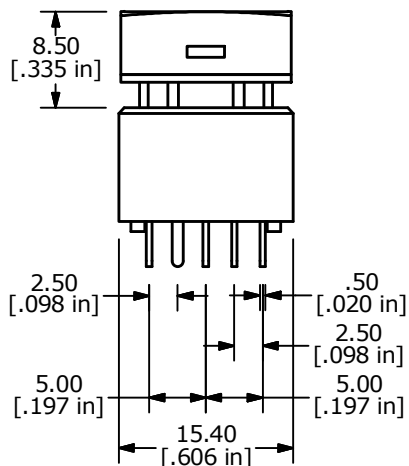
SWITCH SCHEMATIC



LED SCHEMATIC



PCB MOUNTING



NOTES:

1. ALL DIMENSIONS IN MM
2. GENERAL TOLERANCE: X.X=±0.4  
X.XX=±0.25
3. TERM. NOS. FOR REFERENCE ONLY.
- ▲ 4. CONTACT RATING: 0.1A MAX. @ 28VDC
5. CONTACT MATERIAL: GOLD
6. ELECTRICAL LIFE: 200,000 Typical
7. OPERATING LIFE: 200,000 CYCLES TYP.
8. OPERATING TEMP: -40°C TO +85°C
9. OPERATING FORCE: 300 ± 150 gf
10. CONTACT RESISTANCE:  
50 MILLI-OHM INITIAL TYP. MAX.
11. INSULATION RESISTANCE: 500VDC, 100 MΩ MIN.
12. DIELECTRIC STRENGTH:  
1000 VAC FOR 1 MINUTE
13. TRAVEL TO MAKE: 2.20mm ± 0.2 LATCHING
14. 2011/65/EU (ROHS) COMPLIANT
15. ▲ DENOTES CRITICAL PARAMETER
- ▲ 16. LED COLOR: GRN: 3 CHIPS; 2.1VDC, @20mA TYP.

F	22342	UPDATED CONTACT RATING	9/12/16	MJR
E	19737	CORRECT TERMINALS	03/07/11	BMA
D	19724	UPDATE DRAWING	03/02/11	BMA
REV	PCR NO	DESCRIPTION	DATE	BY



TITLE ULP22EEP1RSSCL1GRNNIL				
SCALE	DATE	DR	DWG	REV
3:2	10/10/2007	BF	B800011	F

THE INFORMATION CONTAINED IN THIS DOCUMENT IS PROPRIETARY TO E-SWITCH AND IS NOT TO BE COPIED OR TRANSFERRED