

# Printed-circuit board connector - CCV 2,5/12-GF-LR P20 THR - 1837462

Please be informed that the data shown in this PDF Document is generated from our Online Catalog. Please find the complete data in the user's documentation. Our General Terms of Use for Downloads are valid (<http://phoenixcontact.com/download>)

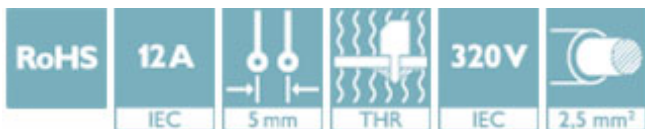
PCB headers, nominal current: 12 A, rated voltage (III/2): 320 V, number of positions: 12, pitch: 5 mm, color: black, contact surface: Tin, mounting: THR soldering



The figure shows an 10-position version

## Why buy this product

- Designed for integration into the SMT soldering process
- Maximum flexibility when it comes to device design – one header for connectors with different connection technologies
- Screwable flange for superior mechanical stability
- Automatic locking and intuitive release through Lock and Release operating lever in contrasting color



## Key Commercial Data

Packing unit	50 STK
GTIN	
GTIN	4055626024059

## Technical data

### Dimensions

Length [ l ]	8.6 mm
Width	70 mm
Pitch	5 mm
Dimension a	55 mm
Width [ w ]	70 mm
Height [ h ]	14 mm
Constructional height	12 mm
Length of the solder pin	2 mm
Pin dimensions	1 x 1 mm
Length	8.6 mm

### General

# Printed-circuit board connector - CCV 2,5/12-GF-LR P20 THR - 1837462

## Technical data

### General

Range of articles	CCV 2,5/...-GF-LR
Insulating material group	IIIa
Rated surge voltage (III/3)	4 kV
Rated surge voltage (III/2)	4 kV
Rated surge voltage (II/2)	4 kV
Rated voltage (III/3)	250 V
Rated voltage (III/2)	320 V
Rated voltage (II/2)	400 V
Connection in acc. with standard	EN-VDE
Nominal current $I_N$	12 A
Insulating material	LCP
Flammability rating according to UL 94	V0
Color	black
Number of positions	12

### Packaging information

Type of packaging	packed in cardboard
Pieces per package	50
Denomination packing units	Pcs.

### Standards and Regulations

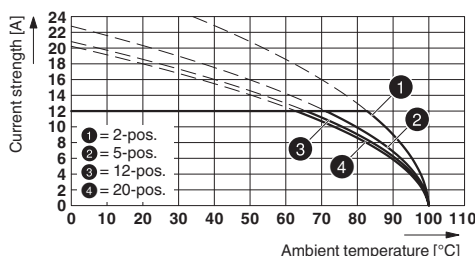
Connection in acc. with standard	EN-VDE
Flammability rating according to UL 94	V0

### Environmental Product Compliance

REACH SVHC	Lead 7439-92-1
China RoHS	Environmentally Friendly Use Period = 50
	For details about hazardous substances go to tab "Downloads", Category "Manufacturer's declaration"

## Drawings

Diagram



Type: MSTB 2,5/...-STF with CCV 2,5/...-GF-LR P20 THR

# Printed-circuit board connector - CCV 2,5/12-GF-LR P20 THR - 1837462

## Approvals

### Approvals

---

#### Approvals


cULus Recognized

---

#### Ex Approvals

---

### Approval details

cULus Recognized		<a href="http://database.ul.com/cgi-bin/XYV/template/LISEXT/1FRAME/index.htm">http://database.ul.com/cgi-bin/XYV/template/LISEXT/1FRAME/index.htm</a>	E60425-19931011
	D	B	
Nominal voltage UN	300 V	300 V	
Nominal current IN	10 A	16 A	

---

Phoenix Contact 2018 © - all rights reserved  
<http://www.phoenixcontact.com>

PHOENIX CONTACT GmbH & Co. KG  
Flachsmarktstr. 8  
32825 Blomberg  
Germany  
Tel. +49 5235 300  
Fax +49 5235 3 41200  
<http://www.phoenixcontact.com>