

$V_{RM} = 7.5 \text{ kV}$, $I_{F(AV)} = 350 \text{ mA}$
High Frequency and High Voltage Rectifier Diode
UX-G5B

Features

The UX-G5B is a low-loss and high-voltage rectifier diode with a peak reverse voltage of 7.5 kV.

The product achieved a typical forward voltage drop of 10.5 V and a typical trr-time of 0.06 μs by optimizing trade-offs between the forward voltage drop (V_F) and the reverse recovery time (t_{rr}).

Package

Axial ($\square 7/\phi 1.2$)



- V_{RM} -----7.5 kV
- I_{RSM} -----150 mA
- V_F -----13.5 V max.
- $I_{F(AV)}$ -----350 mA
- t_{rr} -----0.15 μs max.
 ($I_F = 100 \text{ mA}$, $I_{RP} = 100 \text{ mA}$, 90 % of R.P.)

Applications

- High Voltage Control Circuits
- Inverter Microwave Oven, etc.

Absolute Maximum Ratings

- Unless otherwise specified, T_A is 25 °C

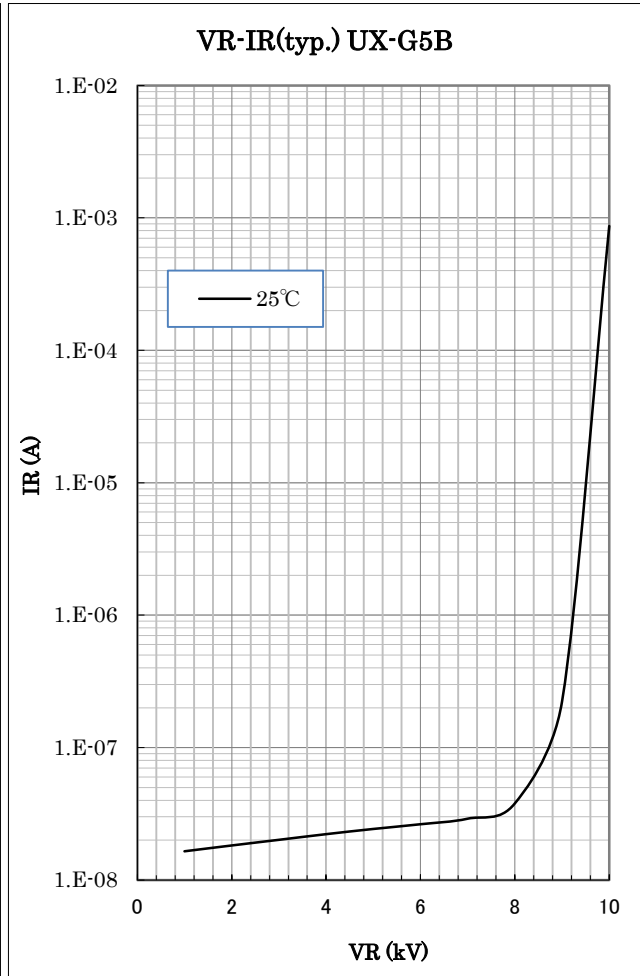
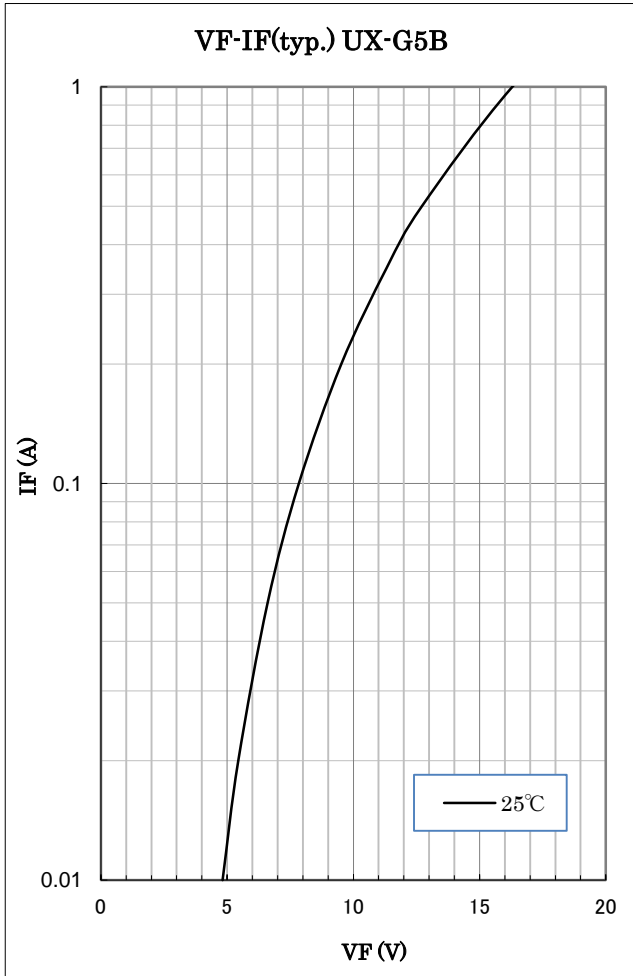
Parameter	Symbol	Rating	Unit	Notes
Peak Repetitive Reverse Voltage	V_{RM}	7.5	kV	
Average Forward Current	$I_{F(AV)}$	350	mA	
Surge Forward Current	I_{FSM}	15	A	50 Hz Half sinewave, one shot
Surge Reverse Current	I_{RSM}	150	mA	
Junction Temperature	T_j	120	°C	
Storage Temperature	T_{stg}	-40 to +130	°C	

Electrical Characteristics

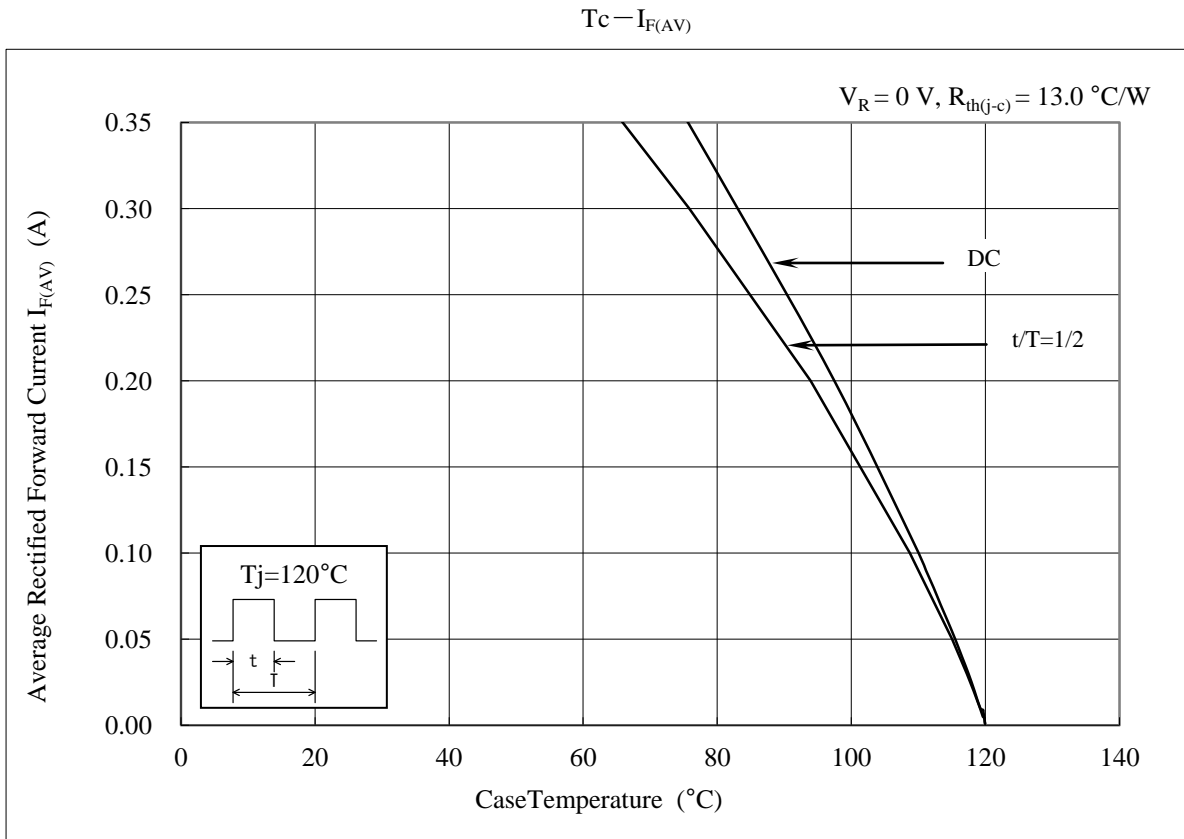
- Unless otherwise specified, T_A is 25 °C

Parameter	Symbol	Test Conditions	Min.	Typ.	Max.	Unit
Forward Voltage Drop	V_F	$I_F = 350 \text{ mA}$	—	10.5	13.5	V
Reverse Leakage Current	I_R	$V_R = V_{RM}$	—	—	10	μA
Reverse Recovery Time	t_{rr}	$I_F = I_{RP} = 100 \text{ mA}$, $T_j = 25 \text{ °C}$, 90 % recovery point	—	0.06	0.15	μs

Performance Curves



Derating Curve

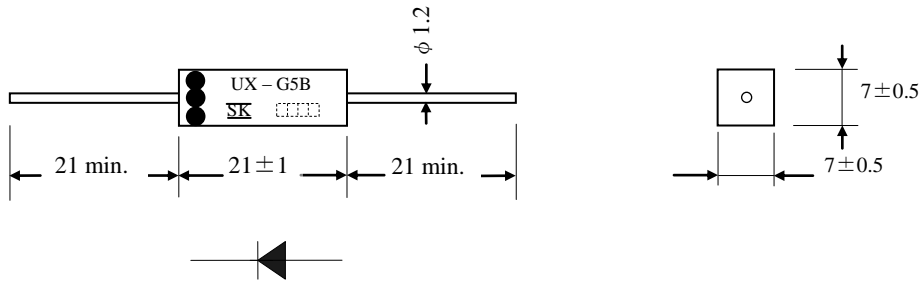


*Case temperature measured surface temperature of the seal center.

UX-G5B

Package Outline

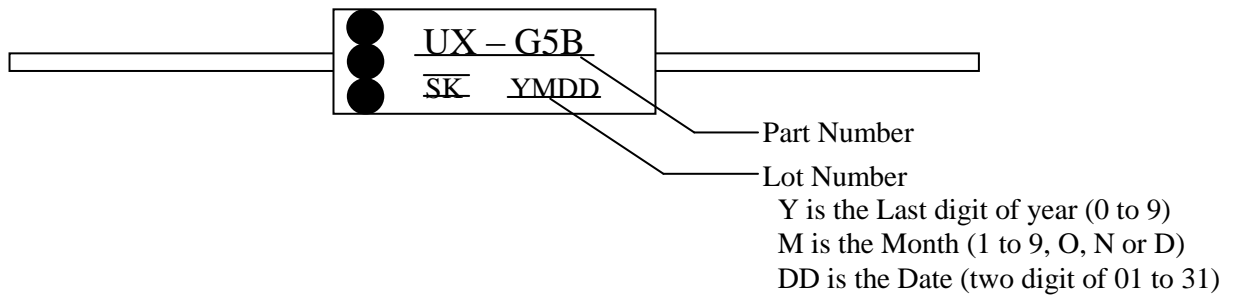
Axial (□7/φ1.2)



NOTES:

- 1) Dimension is in millimeters
- 2) Pb-free. Device composition compliant with the RoHS directive

Marking Diagram



OPERATING PRECAUTIONS

In the case that you use Sanken products or design your products by using Sanken products, the reliability largely depends on the degree of derating to be made to the rated values. Derating may be interpreted as a case that an operation range is set by derating the load from each rated value or surge voltage or noise is considered for derating in order to assure or improve the reliability. In general, derating factors include electric stresses such as electric voltage, electric current, electric power etc., environmental stresses such as ambient temperature, humidity etc. and thermal stress caused due to self-heating of semiconductor products. For these stresses, instantaneous values, maximum values and minimum values must be taken into consideration. In addition, it should be noted that since power devices or IC's including power devices have large self-heating value, the degree of derating of junction temperature affects the reliability significantly.

Because reliability can be affected adversely by improper storage environments and handling methods, please observe the following cautions.

Cautions for Storage

- Ensure that storage conditions comply with the standard temperature (5 to 35°C) and the standard relative humidity (around 40 to 75%); avoid storage locations that experience extreme changes in temperature or humidity.
- Avoid locations where dust or harmful gases are present and avoid direct sunlight.
- Reinspect for rust on leads and solderability of the products that have been stored for a long time.

Cautions for Testing and Handling

When tests are carried out during inspection testing and other standard test periods, protect the products from power surges from the testing device, shorts between the product pins, and wrong connections. Ensure all test parameters are within the ratings specified by Sanken for the products.

Soldering

- When soldering the products, please be sure to minimize the working time, within the following limits:
 - 260 ± 5 °C 10 ± 1 s (Flow, 2 times)
 - 380 ± 10 °C 3.5 ± 0.5 s (Soldering iron, 1 time)
- Soldering should be at a distance of at least 1.5 mm from the body of the products.

IMPORTANT NOTES

- The contents in this document are subject to changes, for improvement and other purposes, without notice. Make sure that this is the latest revision of the document before use.
- Application and operation examples described in this document are quoted for the sole purpose of reference for the use of the products herein and Sanken can assume no responsibility for any infringement of industrial property rights, intellectual property rights or any other rights of Sanken or any third party which may result from its use.
- Unless otherwise agreed in writing by Sanken, Sanken makes no warranties of any kind, whether express or implied, as to the products, including product merchantability, and fitness for a particular purpose and special environment, and the information, including its accuracy, usefulness, and reliability, included in this document.
- Although Sanken undertakes to enhance the quality and reliability of its products, the occurrence of failure and defect of semiconductor products at a certain rate is inevitable. Users of Sanken products are requested to take, at their own risk, preventative measures including safety design of the equipment or systems against any possible injury, death, fires or damages to the society due to device failure or malfunction.
- Sanken products listed in this document are designed and intended for the use as components in general purpose electronic equipment or apparatus (home appliances, office equipment, telecommunication equipment, measuring equipment, etc.).
When considering the use of Sanken products in the applications where higher reliability is required (transportation equipment and its control systems, traffic signal control systems or equipment, fire/crime alarm systems, various safety devices, etc.), and whenever long life expectancy is required even in general purpose electronic equipment or apparatus, please contact your nearest Sanken sales representative to discuss, prior to the use of the products herein.
The use of Sanken products without the written consent of Sanken in the applications where extremely high reliability is required (aerospace equipment, nuclear power control systems, life support systems, etc.) is strictly prohibited.
- When using the products specified herein by either (i) combining other products or materials therewith or (ii) physically, chemically or otherwise processing or treating the products, please duly consider all possible risks that may result from all such uses in advance and proceed therewith at your own responsibility.
- Anti radioactive ray design is not considered for the products listed herein.
- Sanken assumes no responsibility for any troubles, such as dropping products caused during transportation out of Sanken's distribution network.
- The contents in this document must not be transcribed or copied without Sanken's written consent.