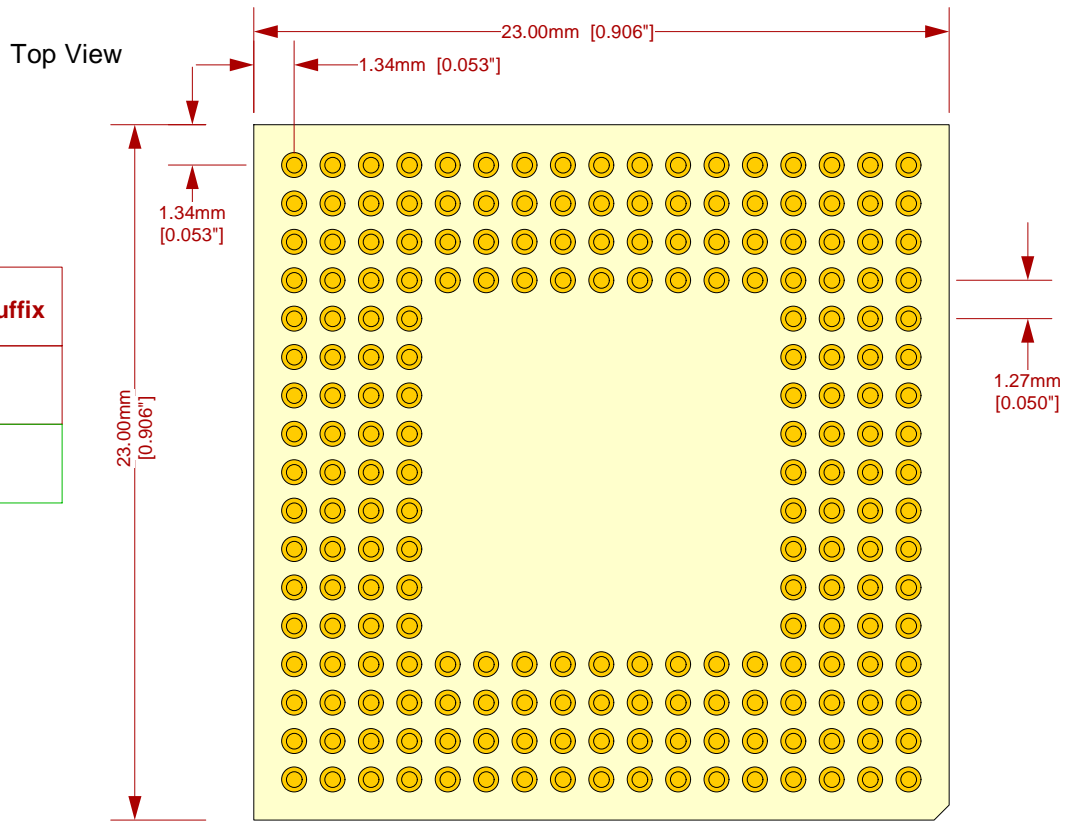


Patent Pending

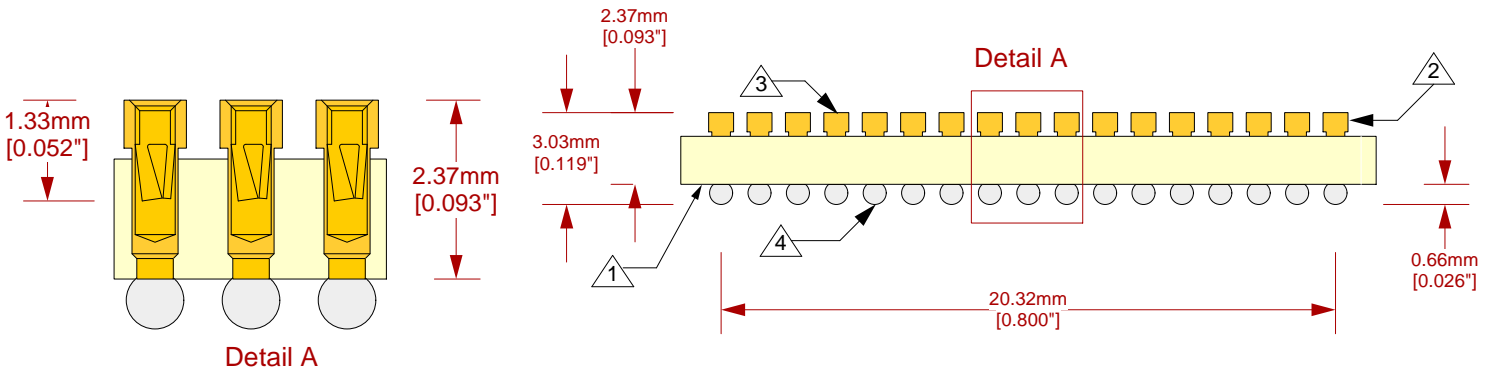
Ordering Information:

Solder Ball Alloy	Part Number Suffix
Sn63Pb37	-32
Sn96.5Ag3.0Cu0.5	-32F*

*RoHS Compliant



Side View



CONTACT DATA

Accepts 0.20mm - 0.33mm Diameter pins

3-finger

37/25 gram, Initial insertion force (with 0.254mm/0.203mm dia. pin)

30/22 gram, normal force (with 0.254mm/0.203mm dia. pin)


20/17 gram, extraction force (with 0.254mm/0.203mm dia. pin)

- ① Substrate: 1.59mm \pm 0.18mm [0.0625" \pm 0.007"] FR4/G10 or equivalent high temp material. (RoHS)
- ② Pins: material- Brass Alloy 360 1/2 hard; finish- 0.25 μ m [10 μ "] Au over 1.27 μ m [50 μ "] Ni (min.).
- ③ Contacts: Beryllium Copper Alloy172, HT; Finish- 0.25 μ m [10 μ "] Au over 1.27 μ m [50 μ "] Ni (min.).
- ④ Solder Balls (See table above)

Description: Giga-snaP BGA SMT Foot

208 position (1.27mm pitch) gold plated female receptacle pins to SMT solder balls (BGA type). Pin assignment 1:1.

Tolerances: diameters \pm 0.03mm [\pm 0.001"], PCB perimeters \pm 0.18mm [\pm 0.007"], PCB thicknesses \pm 0.18mm [\pm 0.007"], pitches (from true position) \pm 0.08mm [\pm 0.003"], all other tolerances \pm 0.13mm [\pm 0.005"] unless stated otherwise. Materials and specifications are subject to change without notice.

SF-BGA208A-B-32(F) Drawing		Status: Released	Scale: 4:1	Rev: B
 <p>© 2005 IRONWOOD ELECTRONICS, INC. PO BOX 21151 ST. PAUL, MN 55121 Tele: (651) 452-8100 www.ironwoodelectronics.com</p>	Drawing: S.Natarajan		Date:6/16/05	
	File: SF-BGA208A-B-32 Dwg		Modified: 1/19/06	