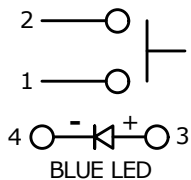
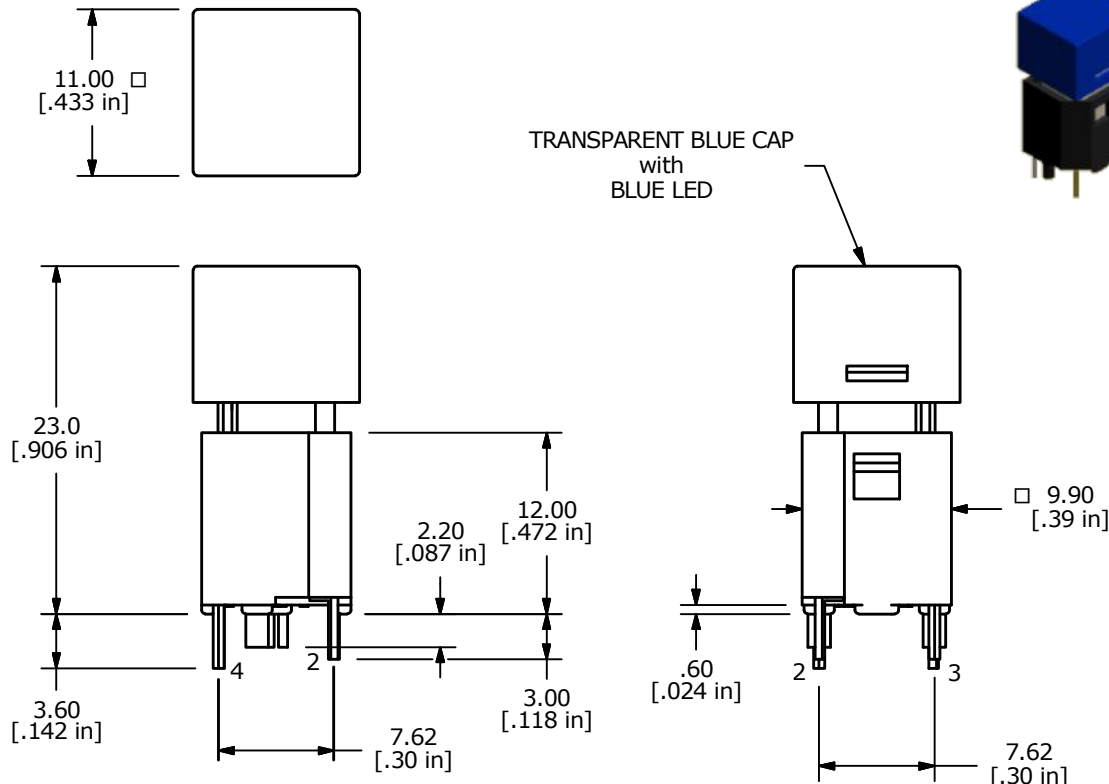


▲ P.C. LAYOUT



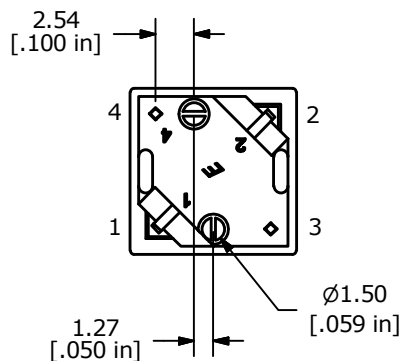
▲ CIRCUIT: SPST
OFF (ON)



TRANSPARENT BLUE CAP
with
BLUE LED

NOTES:

1. ALL DIMENSIONS IN MM [INCH]
2. GENERAL TOLERANCE: X.X = ±0.4
X.XX = ±0.25
3. RATING: 20VDC @ 1mA or 5VDC @ 5mA
4. CONTACT RESISTANCE: 200Ω MAX. @ 5VDC, 1mA
5. INSULATION RESISTANCE: 100MΩ MIN. @ 100VDC
- ▲ 6. OPERATING FORCE: 125 ± 35gf
7. TRAVEL: 1.3 ± 0.3 mm
8. OPERATING TEMPERATURE: -40°C to 85°C
9. OPERATING LIFE: 300,000 CYCLES
- ▲ 10. LED: BLUE
11. ▲ DENOTES CRITICAL PARAMETERS
12. 2011/65/EU (ROHS) COMPLIANT



▲ LED SPECS	UNITS	BLUE
FORWARD CURRENT	mA	20 NOMINAL
FORWARD VOLTAGE @ 20mA	V	3.30 TYP. 4.00 MAX.
LUMINOUS INTENSITY @ 20mA	mcd	240 TYP.



A	23002	New Release	9/20/17	MW
REV	PCR NO	DESCRIPTION	DATE	BY

TITLE LP2S3TBBLU-N				
SCALE	DATE	DR	DWG	REV
2:1	9/19/2017	MW	B250016	A

THE INFORMATION CONTAINED IN THIS DOCUMENT IS PROPRIETARY TO E-SWITCH AND IS NOT TO BE COPIED OR TRANSFERRED