


CAPACITORS

- 5mm pitch stacked film Polyester
- For use in standard applications
- Plastic case UL94V-0
- Epoxy resin seal
- High contact reliability - high pressure strength
- Recommended for high volume auto insertion in tape and reel format

5mm BOX POLYESTER DMP



SECTION 1

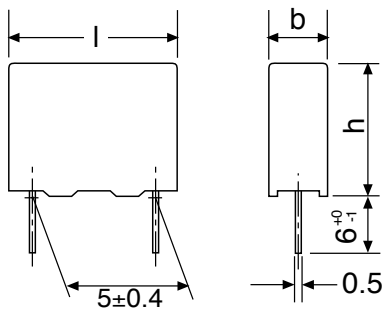
SPECIFICATION

Maximum Operating Temperature:	-55°C to 125°C			
Voltage Range:	63Vdc, 40Vrms@ 60Hz 100Vdc, 63Vrms @ 60Hz, Higher voltage parts available on request			
Capacitance Tolerance:	±5% (J), ±10% (K)			
Test Voltage:	1.4 x Vdc for 2 seconds			
Dissipation Factor tanδ(in 10⁻³): at 20°C		C ≤ 0.1µF	0.1µF < C ≤ 1µF	C > 1µF
	at 1kHz	8	8	10
	10kHz	15	15	-
	100kHz	30	-	-
Pulse Rise Time Volts per µsec	63Vdc - 160V/µs 100Vdc - 200 V/µs			
Insulation resistance at 20°C, rel. humidity ≤ 65%	V	C ≤ 0.33µF	C > 0.33µF	
	≤100	3750MΩ	1250 s	
	≤ 250	7500MΩ	2500 s	

RANGE, DIMENSIONS & QUANTITIES

Voltage dc	Capacitance	Max. Dimensions (mm)			Reel Pack Qty
		b	h	l	
100v	1nF	2.5	6.5	7.2	2800
	1.5nF	2.5	6.5	7.2	2800
	2.2nF	2.5	6.5	7.2	2800
	3.3nF	2.5	6.5	7.2	2800
	4.7nF	2.5	6.5	7.2	2800
	6.8nF	2.5	6.5	7.2	2800
	10nF	2.5	6.5	7.2	2800
	15nF	2.5	6.5	7.2	2800
	22nF	2.5	6.5	7.2	2800
	33nF	2.5	6.5	7.2	2800
	47nF	2.5	6.5	7.2	2800
	56nF	2.5	6.5	7.2	2800
	68nF	2.5	6.5	7.2	2800
	63v	100nF	7.8	13.0	7.8
150nF		2.5	6.5	7.2	2800
220nF		3.0	6.5	7.2	2400
330nF		3.5	8.0	7.2	2000
470nF		3.5	8.0	7.2	2000
680nF		4.5	9.5	7.2	1500
1000nF		5.0	10.0	7.2	1400
1500nF		6.0	10.5	7.2	1100
2200nF		7.8	13.0	7.8	1000

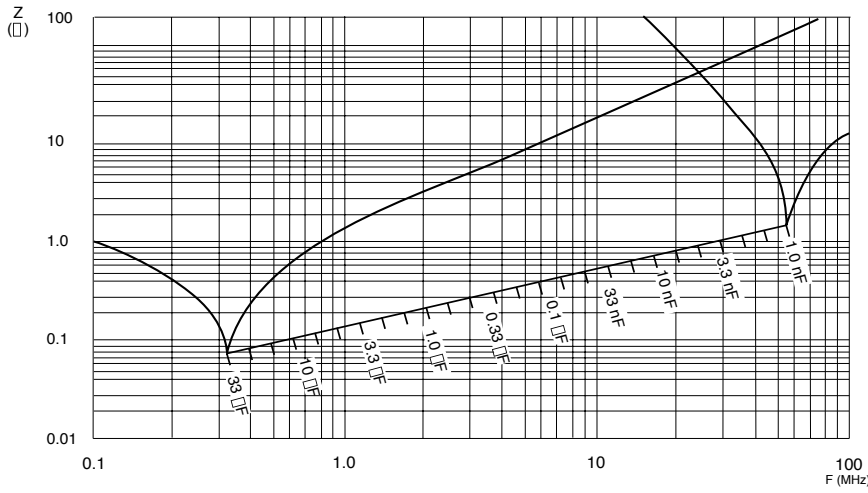
OUTLINE DRAWING



ORDERING INFORMATION

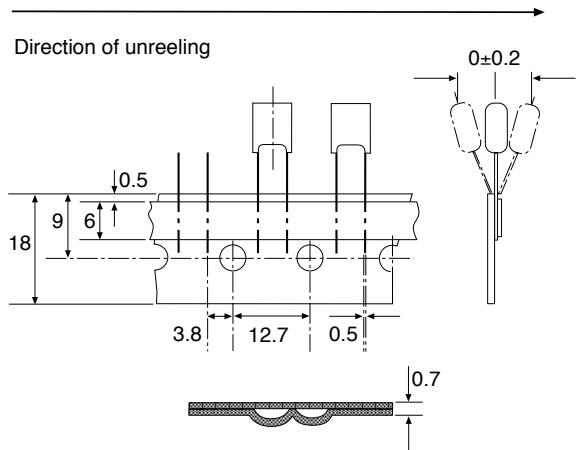
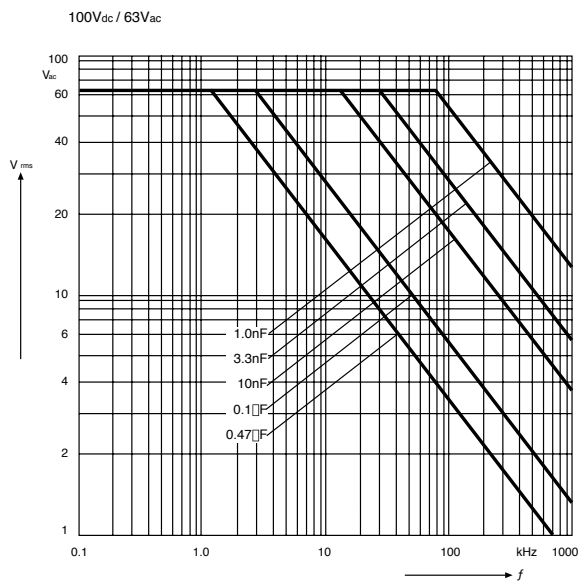
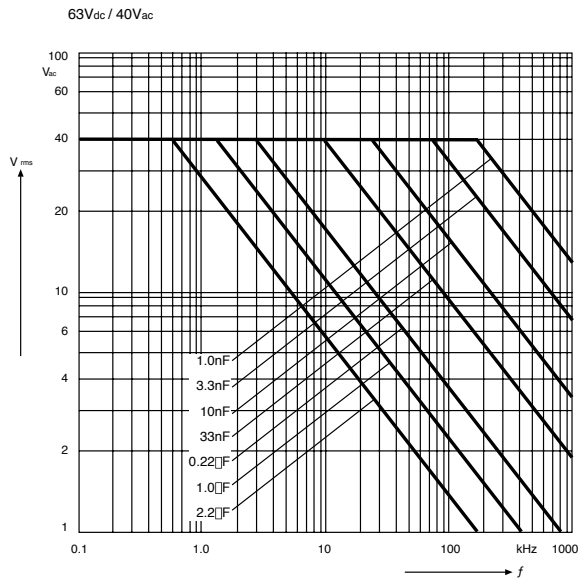
DMP	10	10N	J	TR
Range	10 = 100V Blank = 63V	Value nF	Tolerance	TR = Tape Reel
			J = 5% K = 10%	Blank = Loose

IMPEDANCE Z VERSUS FREQUENCY F (TYPICAL VALUES)



AC VOLTAGE V_{rms} VERSUS FREQUENCY F

TAPING SPECIFICATION



REEL

