



Micro Commercial Components

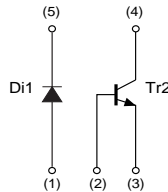


Micro Commercial Components
20736 Marilla Street Chatsworth
CA 91311
Phone: (818) 701-4933
Fax: (818) 701-4939

UML6N

Features

- Halogen free available upon request by adding suffix "-HF"
- 2SC5585 and RB521S-30 are housed independently
- Lead Free Finish/RoHS Compliant ("P" Suffix designates RoHS Compliant. See ordering information)
- Epoxy meets UL 94 V-0 flammability rating
- Moisture Sensitivity Level 1



MARKING:L6

Absolute maximum ratings (Ta=25°C)

Parameter	Symbol	Limits	Unit
Average rectified forward current	I_o	200	mA
Forward current surge peak (60Hz, 1∞)	I_{FSM}	1	A
Reverse voltage (DC)	V_R	30	V
Junction temperature	T_j	125	°C

Tr2

Parameter	Symbol	Limits	Unit
Collector-base voltage	V_{CB0}	15	V
Collector-emitter voltage	V_{CE0}	12	V
Emitter-base voltage	V_{EB0}	6	V
Collector current	I_c	500	mA
	I_{CP}	1	A
Power dissipation	P_d	120	mW *1
Junction temperature	T_j	150	°C

*1 Each terminal mounted on a recommended.

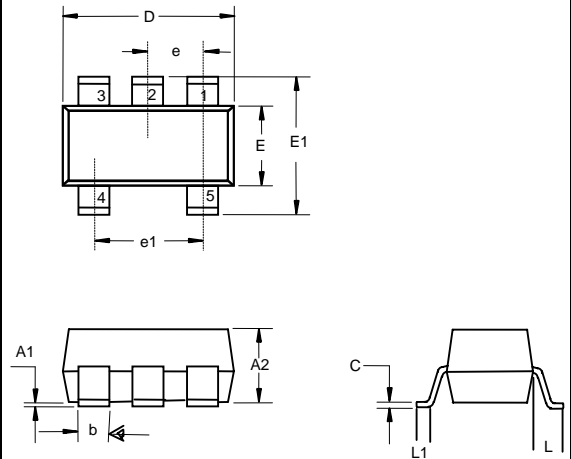
Di1 / Tr2

Parameter	Symbol	Limits	Unit
Power dissipation	P_d	150	mW *
Storage temperature	T_{stg}	-55 to +125	°C

* Each terminal mounted on a recommended.

ISOLATED TRANSISTOR AND DIODES

SOT-353



DIM	INCHES		MM		NOTE
	MIN	MAX	MIN	MAX	
A1	---	.004	---	0.100	
A2	.035	.039	0.900	1.000	
b	.006	.014	0.150	0.350	
c	.003	.006	0.080	0.150	
D	0.79	.087	2.000	2.200	
E	.045	.053	1.150	1.350	
E1	.085	.096	2.150	2.450	
e	.026TYP		0.650TYP		
e1	.047	.055	1.200	1.400	
L	.021REF		0.525REF		
L1	.010	.018	0.260	0.460	

●Electrical characteristics (Ta=25°C)

Di1

Parameter	Symbol	Min.	Typ.	Max.	Unit	Conditions
Forward voltage	V _F	–	0.40	0.50	V	I _F =200mA
Reverse current	I _R	–	4.0	30	μA	V _R =10V

Tr2

Parameter	Symbol	Min.	Typ.	Max.	Unit	Conditions
Collector-emitter breakdown voltage	BV _{CEO}	12	–	–	V	I _C =1mA
Collector-base breakdown voltage	BV _{CBO}	15	–	–	V	I _C =10μA
Emitter-base breakdown voltage	BV _{EB0}	6	–	–	V	I _E =10μA
Collector cut-off current	I _{CBO}	–	–	100	nA	V _{CB} =15V
Emitter cut-off current	I _{EBO}	–	–	100	nA	V _{EB} =6V
Collector-emitter saturation voltage	V _{CE(sat)}	–	90	250	mV	I _C =200mA, I _B =10mA
DC current gain	h _{FE}	270	–	680	–	V _{CE} =2V, I _C =10mA
Transition frequency	f _T	–	320	–	MHz	V _{CE} =2V, I _E =–10mA, f=100MHz
Collector output capacitance	C _{ob}	–	7.5	–	pF	V _{CB} =10V, I _E =0mA, f=1MHz

Typical Characteristics

● Electrical characteristic curves

Di1

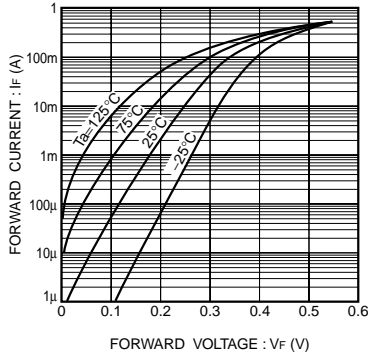


Fig.1 Forward characteristics

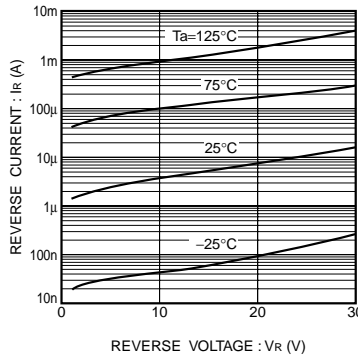


Fig.2 Reverse characteristics

Tr2

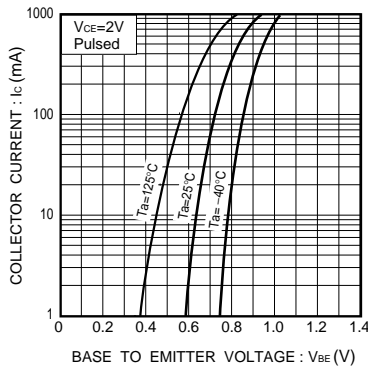


Fig.3 Grounded emitter propagation characteristics

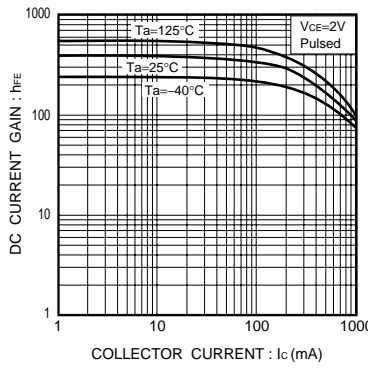


Fig.4 DC current gain vs. collector current

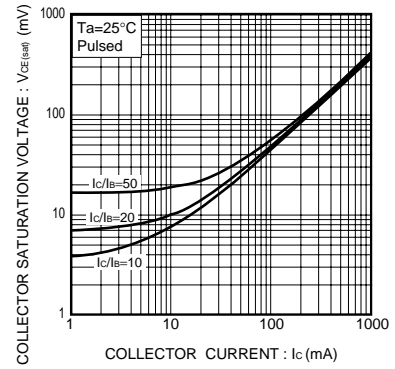


Fig.5 Collector-emitter saturation voltage vs. collector current (I)

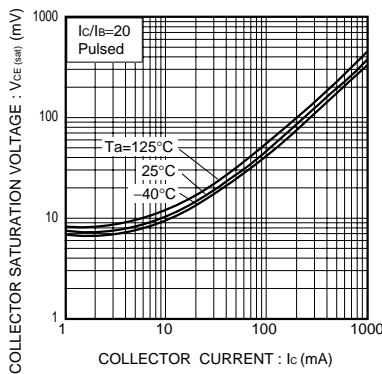


Fig.6 Collector-emitter saturation voltage vs. collector current (II)

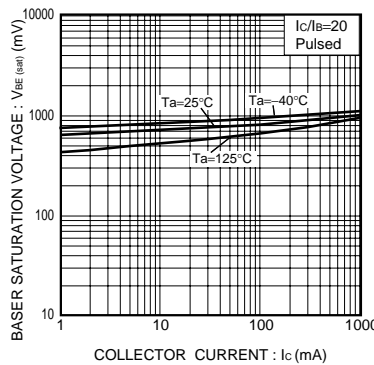


Fig.7 Base-emitter saturation voltage vs. collector current

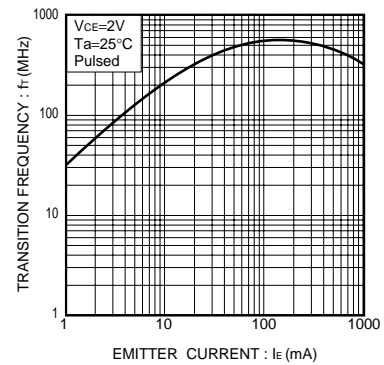


Fig.8 Gain bandwidth product vs. emitter current



TM

Micro Commercial Components

Ordering Information :

Device	Packing
Part Number-TP	Tape & Reel; 3 Kpcs/Reel

Note : Adding "-HF" suffix for halogen free, eg. Part Number-TP-HF

IMPORTANT NOTICE

Micro Commercial Components Corp. reserves the right to make changes without further notice to any product herein to make corrections, modifications, enhancements, improvements, or other changes. **Micro Commercial Components Corp.** does not assume any liability arising out of the application or use of any product described herein; neither does it convey any license under its patent rights, nor the rights of others. The user of products in such applications shall assume all risks of such use and will agree to hold **Micro Commercial Components Corp.** and all the companies whose products are represented on our website, harmless against all damages.

LIFE SUPPORT

MCC's products are not authorized for use as critical components in life support devices or systems without the express written approval of Micro Commercial Components Corporation.

CUSTOMER AWARENESS

Counterfeiting of semiconductor parts is a growing problem in the industry. Micro Commercial Components (MCC) is taking strong measures to protect ourselves and our customers from the proliferation of counterfeit parts. MCC strongly encourages customers to purchase MCC parts either directly from MCC or from Authorized MCC Distributors who are listed by country on our web page cited below. Products customers buy either from MCC directly or from Authorized MCC Distributors are genuine parts, have full traceability, meet MCC's quality standards for handling and storage. **MCC will not provide any warranty coverage or other assistance for parts bought from Unauthorized Sources.** MCC is committed to combat this global problem and encourage our customers to do their part in stopping this practice by buying direct or from authorized distributors.

www.mccsemi.com