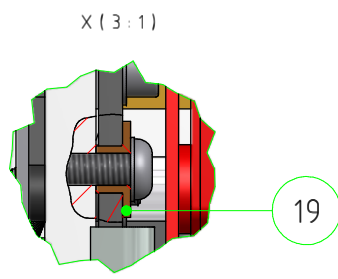

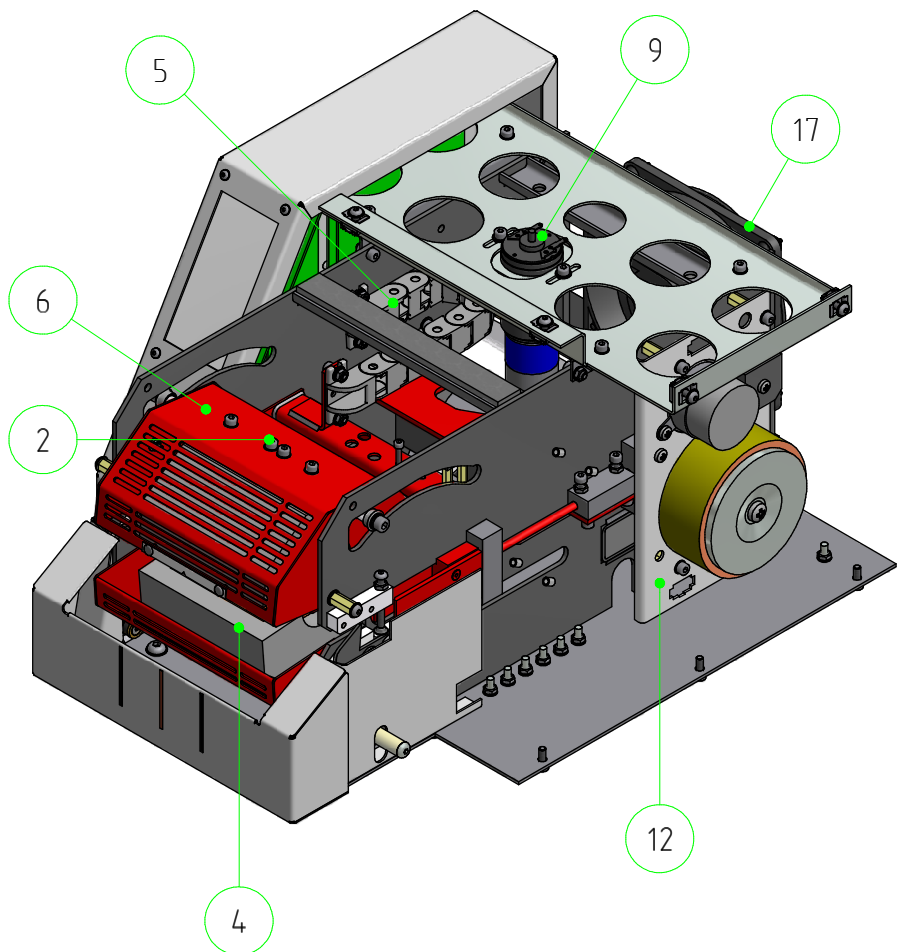


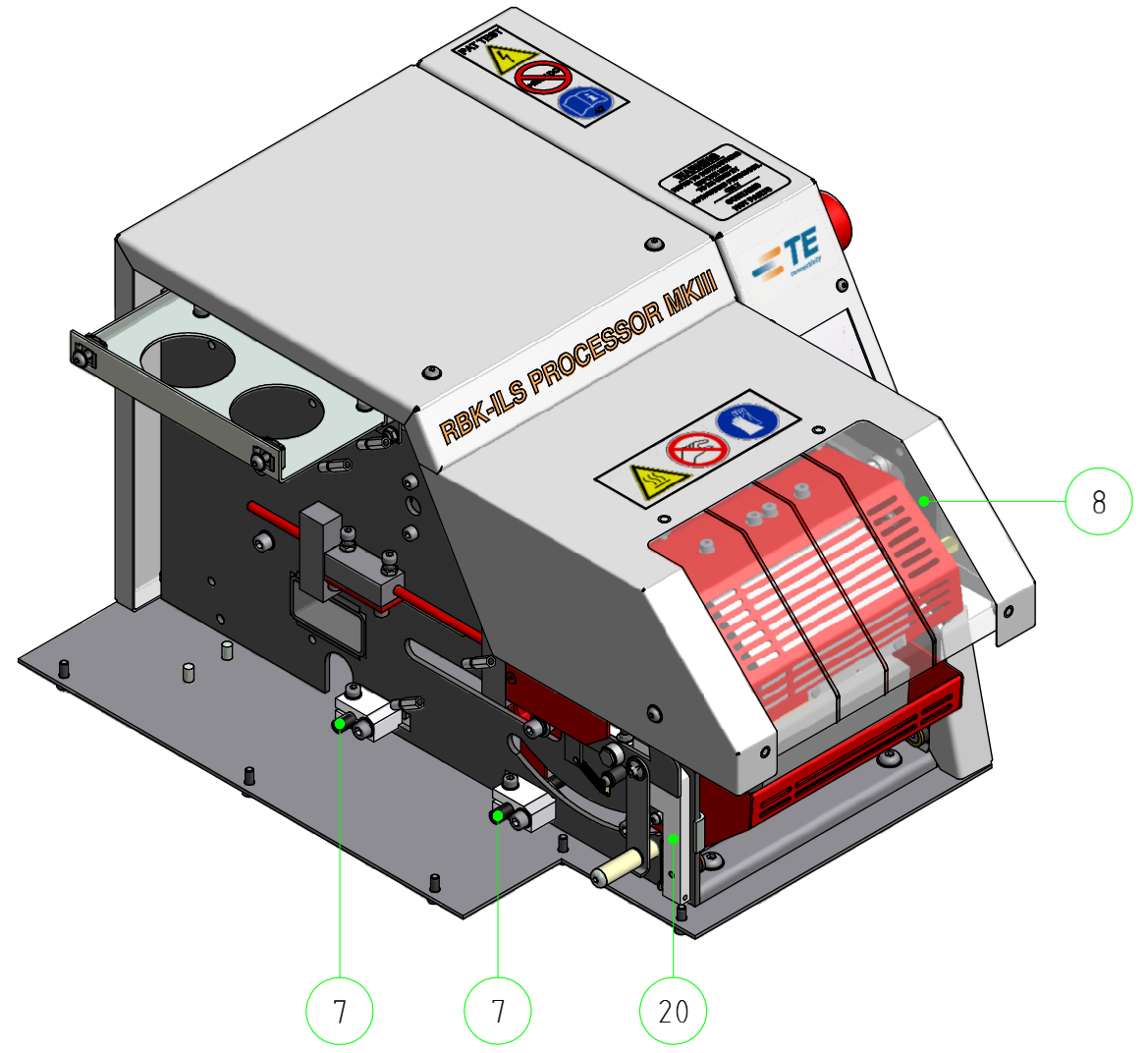
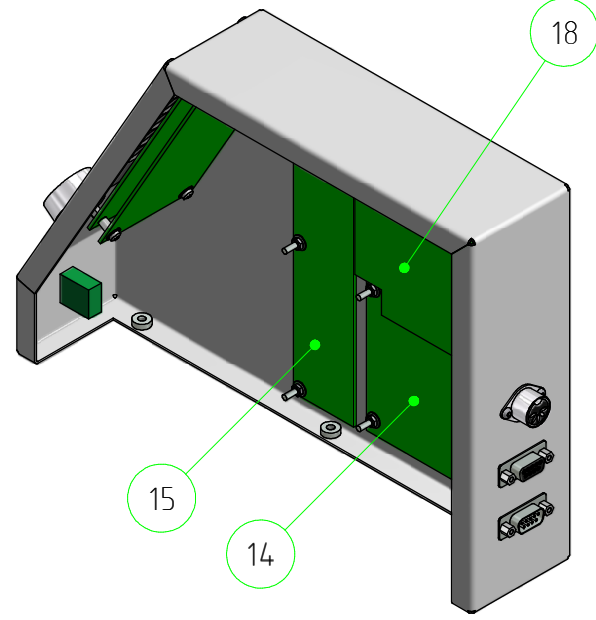
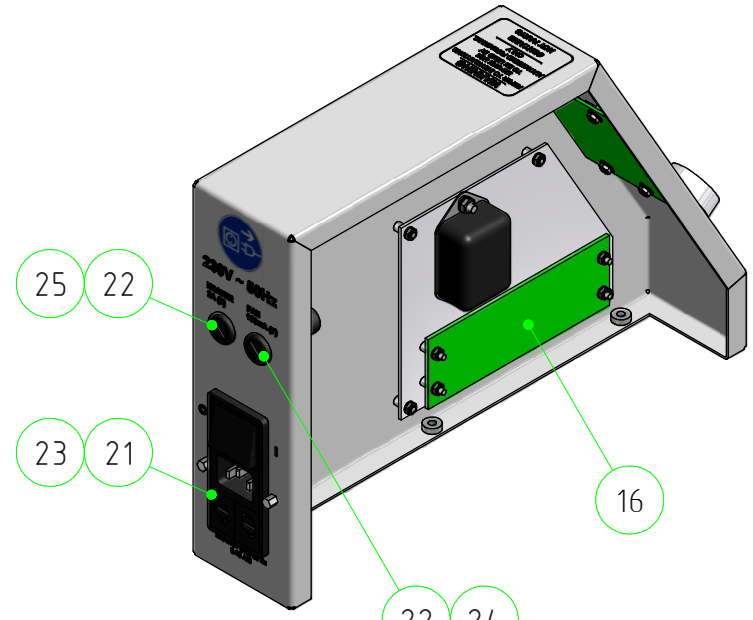
**DETAILS SEE SHEET 2 AND 3  
 SPARE PARTS LIST SEE SHEET 4**

THIS DRAWING IS A CONTROLLED DOCUMENT.		DRW R. Nilschke	22MAR2013		NAME RBK-PROC-MK3-PROCESSOR
DIMENSIONS		DESIGN M.L. DDP	22MAR2013		
TOLERANCES UNLESS OTHERWISE SPECIFIED		PROJ M.L. DDP	22MAR2013	SIZE	
DIMENSIONS mm ANGLES MATERIAL		APPLICABLE SPEC 10 CUSTOMER DRAWING		CASE ONE 00779	DRAWING NO. C= 529535-1
				SCALE 1:1	SHEET 1 of 4



**SPARE PARTS LIST SEE SHEET 4**

THIS DRAWING IS A CONTROLLED DOCUMENT.		DRW: R. Nilschke	ZPHAR2013	TE Connectivity	
DIMENSIONS: UNLESS OTHERWISE SPECIFIED:		REV: M.L.S.P.	ZPHAR2013	NAME: RBK-PROC-MK3-PROCESSOR	
MATERIAL:		PROJ: M.L.S.P.	ZPHAR2013	SIZE: A1	
APPLICATOR SPEC:		PROJECT SPEC:		DATE: 00779	
FINISH:		ANGLES:		DRAWING NO: C=529535-1	
WEIGHT:		SCALE: 1:1		SHEET: 2 of 4	
CUSTOMER DRAWING				REV: A	



**SPARE PARTS LIST SEE SHEET 4**

THIS DRAWING IS A CONTROLLED DOCUMENT.		REV: 00	DATE: 22MAR2013	TE Connectivity	
DIMENSIONS: UNLESS OTHERWISE SPECIFIED		DESIGN: R. Nilschke	DATE: 22MAR2013	RBK-PROC-MK3-PROCESSOR	
TOLERANCES UNLESS OTHERWISE SPECIFIED		APP: M.L.opp	DATE: 22MAR2013	CUSTOMER DRAWING	
APPLICABLE SPEC		PROJECT SPEC	SCALE: 1:1	SHEET: 3 of 4	
MATERIAL		FINISH	QTY: 10	REV: A	
PART NO: 00779		DATE: 00779	REV: 00779	DRAWING NO: 529535-1	

### SPARE PARTS LIST

POS	QTY	TE / PN	RAYCHEM / PN	DESCRIPTION	GUIDELINE
1	1		014395-000	RBK-ILS-MK2/3-HTR-PIVT-ASSY	Replacement heater pivot assy
2	1		870779-000	RBK-ILS-MK2/3-BEAR-REP-KIT	Heating chamber replacement bearing kit
3	1		690523-000	RBK-ILS-MK2/3-EJECT-BL-SET	Replacement ejector blade set
4	1		342551-000	RBK-ILS-MK2/3-ELEM-ASSY	Replacement heating element
5	1		883491-000	RBK-ILS-MK2/3-MECH-REP-KIT	Mechanical repair kit
6	1		478274-000	RBK-ILS-MK2/3-EL-COVR-ASSY	Element cover assembly
7	2		492905-000	RBK-ILS-MK2/3-PROX-SW	Replacement Front and back proximity sensor
8	1		496043-000	RBK-ILS-MK2/3-VIEW-WINDOW	Replacement lockable cover windows
9	1		858752-000	RBK-ILS-MK2/3-MOTOR-ASSY	Replacement motor
10	1	3-529533-3		RBK-ILS-MK2/3-CV-OBHAT-TIMER-MODULE	Timer module
11	1	3-529533-4		RBK-ILS-MK2/3-TMP-CONT-MOD	Temperature control module
12	1	537221-3		RBK-ILS-MK2/3-MOT-PSU-ASSY	Replacement motor power supply module
13	1	1-537221-0		RBK-ILS-MK3-FIRMWARE	Software EPROM
14	1	537221-2		RBK-ILS-MK3-GEN-CONT-PCB	Generic controller PCB
15	1	537221-4		RBK-ILS-MK2/3-INTFC-PCB	Thermocouple Interface PCB
16	1	537221-1		RBK-ILS-MK2/3-PWR-SW-ASSY	Power switching assembly
17	1		250145-000	RBK-ILS-MK2/3-FAN	Replacement cooling fan
18	1	537221-8		RBK-ILS-MK3-PCB-SAFETY-RELAY	Safety Relay
19	1		F20689-000	RBK-ILS-MK2/3-EJ-BUSH-KIT	Ejector Bush Kit
20	1		924745-000	RBK-ILS-MK2/3-PIN-BLOC-REP	Moving Pinch Block Replacement Kit
21	1	2256040-1		INLET, INCLUDES TWIN FUSEHOLDER AND DOUBLE POLE SWITCH	IEC Input Plug and fuse assembly
22	2	2256041-1		FUSEHOLDER, FOR 5 X 20 FUSE, 10 A, 250 V	Panel Mounting - PC2
23	2	2-547565-3		FUSE 3.15A T (anti-surge)	Mains input fuses x 2 - Rear panel mains connector
24	1	547565-5		FUSE 100mA T (anti-surge)	Cooling fan fuse - Rear panel
25	1	2-547565-1		FUSE 2A T (anti-surge)	Heating element fuse - Rear panel
26	1	5-744015-9		IS 412-94235, RBK-PROC-MK3-PROCESSOR	Instruction Sheet

THIS DRAWING IS A CONTROLLED DOCUMENT.

DIMENSIONS UNLESS OTHERWISE SPECIFIED MILLIMETERS DECIMALS FRACTIONS ANGLES MATERIAL FINISH	TOLERANCES UNLESS OTHERWISE SPECIFIED MILLIMETERS DECIMALS FRACTIONS ANGLES MATERIAL FINISH	DRAWN BY: M. L. J. B. 22MAR2013 CHECKED BY: M. L. J. B. 22MAR2013 APPLICATOR SPEC: RBK-PROC-MK3-PROCESSOR DATE: 00779 SCALE: 1:1 SHEET: 4 of 4 REV: A	22MAR2013 22MAR2013 NAME: RBK-PROC-MK3-PROCESSOR SIZE: A1 DRAWING NO: 529535-1 CUSTOMER DRAWING SCALE: 1:1 SHEET: 4 of 4 REV: A
--	---	---	---

TE Connectivity