

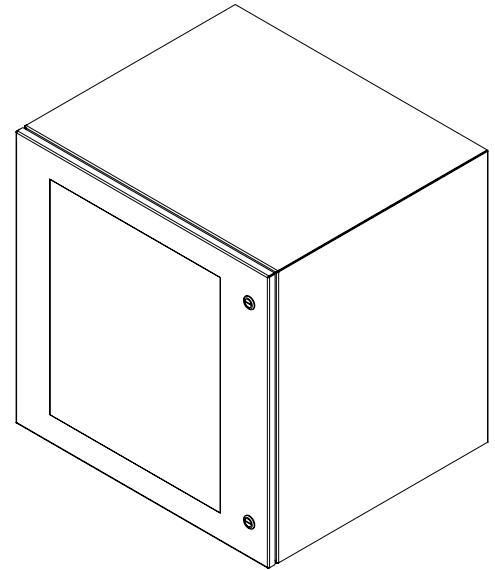


PART No. EN4SD242420WGY


for more information visit
www.hammfg.com

Data subject to change without notice


Isometric drawing Not to Scale



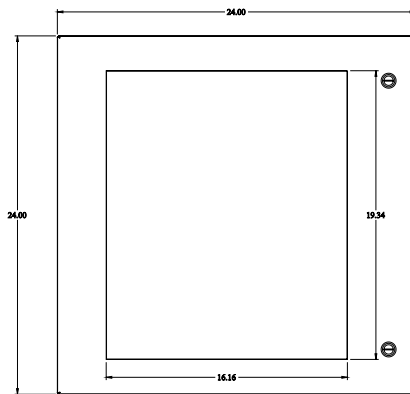
ISOMETRIC VIEW




TOP VIEW




LEFT SIDE VIEW



FRONT VIEW



RIGHT SIDE VIEW



BOTTOM VIEW