

INTRODUCE:

HVGT high voltage silicon rectifier diodes is made of high quality Silicon chip and high reliability epoxy resin sealing structure, and through professional testing equipment inspection qualified after to customers.

FEATURES:

1. High reliability design.
2. Low VF.
3. High frequency.
4. Conform to RoHS and SGS.
5. Epoxy resin molded in vacuumHave anticorrosion in the surface.

APPLICATIONS:

1. High voltage multiplier circuit
2. General purpose high voltage rectifier.
3. Rectification for X-ray generator high voltage power supply.

MECHANICAL DATA:

1. Case: epoxy resin molding.
2. Terminal: welding axis.
3. Net weight: 0.65 grams (approx).

SHAPE DISPLAY:

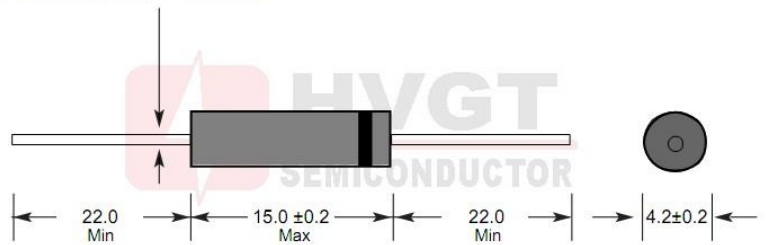


SIZE: (Unit:mm)

HVGT NAME: DO-415

DO-415 Series

Lead Diameter 0.8mm ±0.03



Unit:mm

MAXIMUM RATINGS AND CHARACTERISTICS: (Absolute Maximum Ratings)

Items	Symbols	Condition	Data Value	Units
Repetitive Peak Reverse Voltage	V_{RRM}	$T_A=25^{\circ}C$	10	kV
Non-Repetitive Peak Reverse Voltage	V_{RSM}	$T_A=25^{\circ}C$	--	kV
Average Forward Current Maximum	I_{FAVM}	$T_A=40^{\circ}C$	350	mA
		$T_{OIL}=55^{\circ}C$	--	mA
Non-Repetitive Forward Surge Current	I_{FSM}	$T_A=25^{\circ}C$; 50Hz Half-Sine Wave; 8.3mS	15	A
Junction Temperature	T_J		125	$^{\circ}C$
Allowable Operation Case Temperature	T_C		-40~+125	$^{\circ}C$
Storage Temperature	T_{STG}		-40~+125	$^{\circ}C$

ELECTRICAL CHARACTERISTICS: $T_A=25^{\circ}C$ (Unless Otherwise Specified)

Items	Symbols	Condition	Data value	Units
Maximum Forward Voltage Drop	V_{FM}	at $25^{\circ}C$; at I_{FAVM}	25	V
Maximum Reverse Current	I_{R1}	at $25^{\circ}C$; at V_{RRM}	2.0	μA
	I_{R2}	at $100^{\circ}C$; at V_{RRM}	10	μA
Maximum Reverse Recovery Time	T_{RR}	at $25^{\circ}C$; $I_F=0.5I_R$; $I_R=I_{FAVM}$; $I_{RR}=0.25I_R$	100	nS
Junction Capacitance	C_J	at $25^{\circ}C$; $V_R=0V$; $f=1MHz$	15	pF

Fig 1

Forward Current Derating Curve

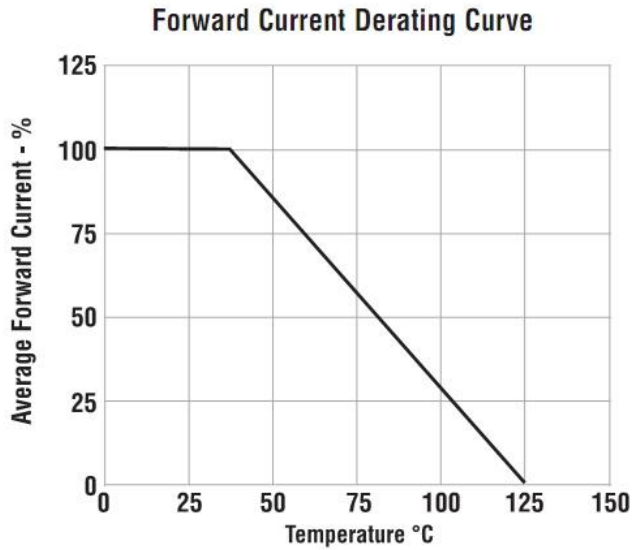


Fig 2

Reverse Recovery Measurement Waveform

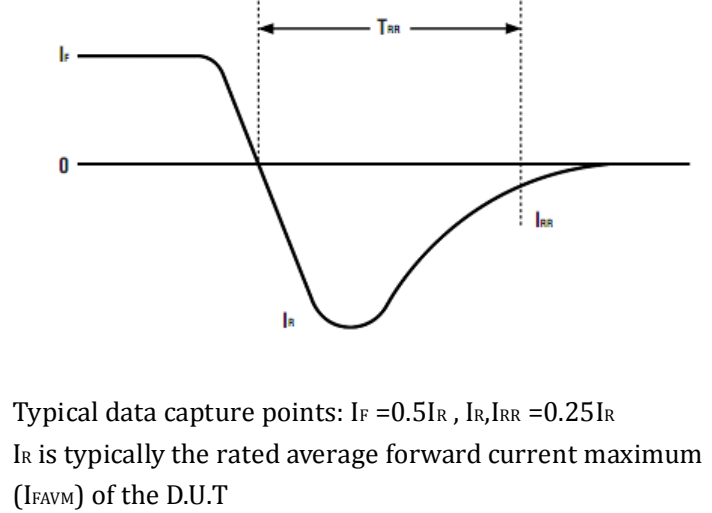
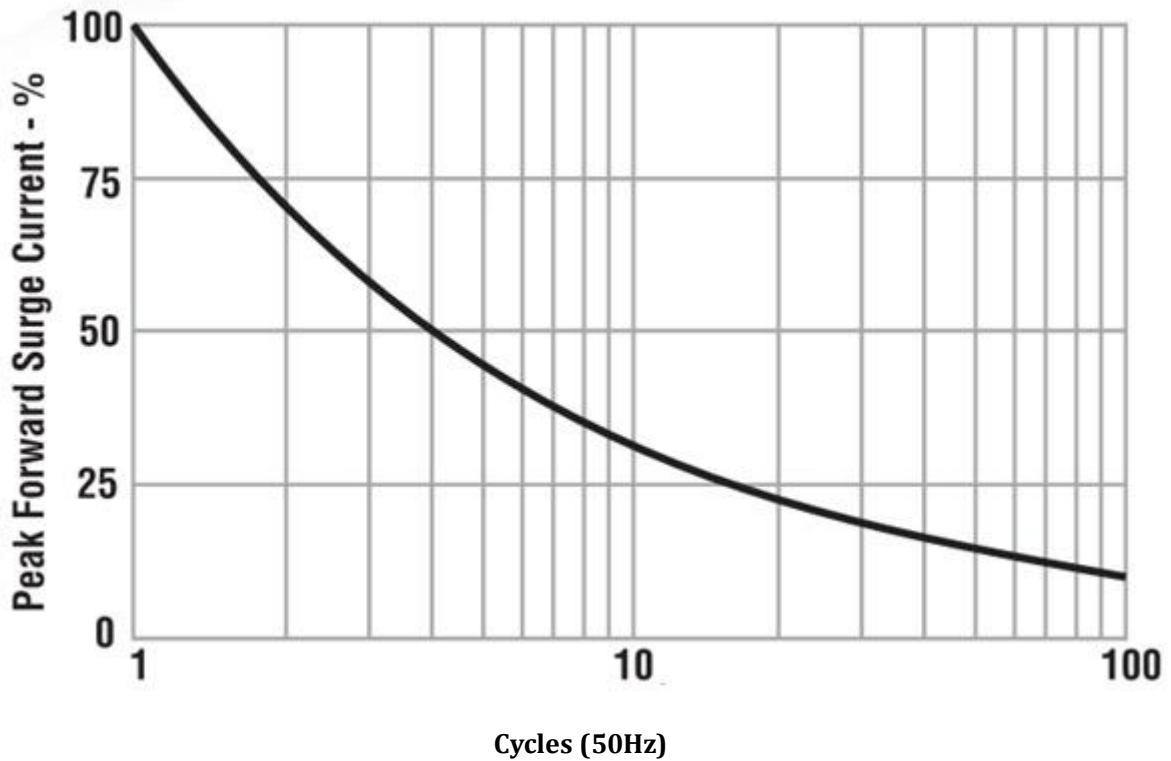


Fig 3

Non-Repetitive Surge Current



Marking	Type	Code	Cathode Mark
	ESJC37-10	ESJC37-10 HVGT	