



# SS3040HE-AU / SS3060HE-AU

## SURFACE MOUNT SCHOTTKY BARRIER RECTIFIER

**VOLTAGE** 40~60 Volt **CURRENT** 3 Ampere

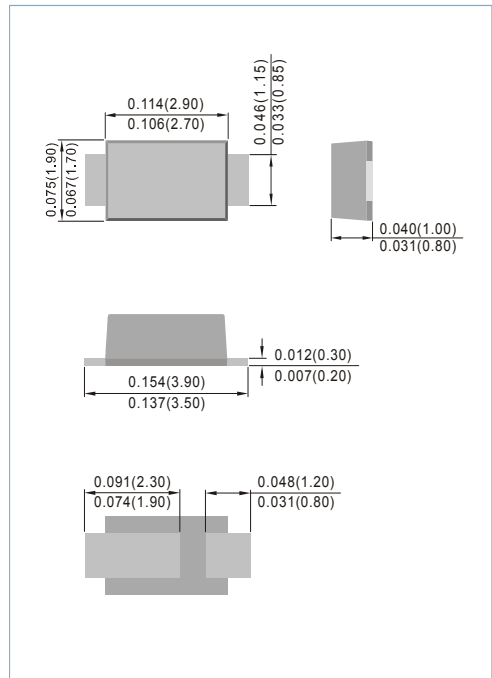
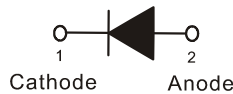
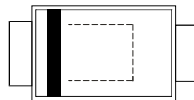
**SOD-123HE** Unit : inch(mm)

### FEATURES

- Plastic package has Underwriters Laboratory Flammability Classification 94V-O
- For surface mounted applications in order to optimize board space
- Low power loss, high efficiency
- High surge capacity
- Acquire quality system certificate : TS16949
- AEC-Q101 qualified
- Lead free in compliance with EU RoHS 2011/65/EU directive
- Green molding compound as per IEC61249 Std. . (Halogen Free)

### MECHANICAL DATA

- Case: SOD-123HE molded plastic
- Terminals: Solder plated, solderable per MIL-STD-750, Method 2026
- Polarity: Color band denotes cathode end
- Approx weight: 0.0006 ounces, 0.0184 grams



### MAXIMUM RATINGS AND ELECTRICAL CHARACTERISTICS

Ratings at 25°C ambient temperature unless otherwise specified.  
Resistive or inductive load.

PARAMETER	SYMBOL	SS3040HE-AU	SS3060HE-AU	UNITS
Marking Code	-	EC	ED	-
Maximum Recurrent Peak Reverse Voltage	$V_{RRM}$	40	60	V
Maximum RMS Voltage	$V_{RMS}$	28	42	V
Maximum DC Blocking Voltage	$V_{DC}$	40	60	V
Maximum Average Forward Current	$I_{F(AV)}$	3		A
Peak Forward Surge Current : 8.3ms single half sine-wave superimposed on rated load	$I_{FSM}$	80		A
Maximum Forward Voltage at 3A (Note 1)	$V_F$	0.52	0.65	V
Maximum DC Reverse Current $T_J=25^{\circ}C$	$I_R$	160	100	$\mu A$
Typical Thermal Resistance (Note 2)	$R_{\theta JL}$ $R_{\theta JA}$	20 105		$^{\circ}C / W$
Operating Junction Temperature Range	$T_J$	-55 to +150		$^{\circ}C$
Storage Temperature Range	$T_{STG}$	-55 to +150		$^{\circ}C$

NOTES :

1. Pulse Test with PW =300 $\mu$ sec, 1% Duty Cycle.
2. Mounted on 50cm<sup>2</sup> FR-4 PCB Board



# SS3040HE-AU / SS3060HE-AU

## RATING AND CHARACTERISTIC CURVES

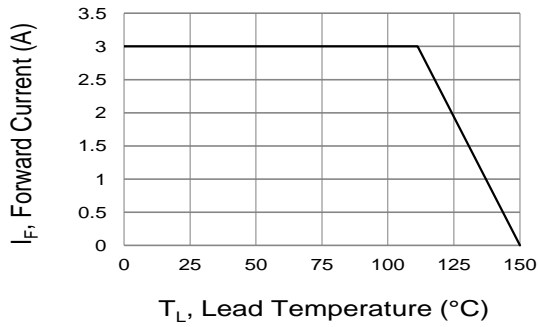


Fig.1 FORWARD CURRENT DERATING CURVE

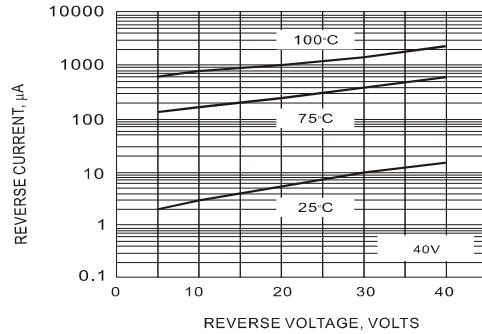


Fig.2 TYPICAL REVERSE CHARACTERISTICS

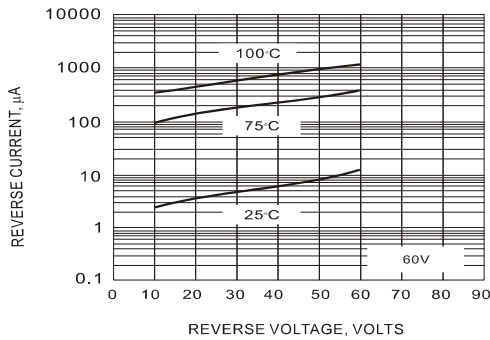


Fig.3 TYPICAL REVERSE CHARACTERISTICS

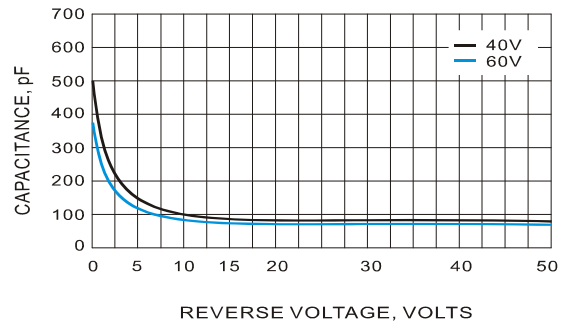


Fig.4 TYPICAL JUNCTION CAPACITANCE

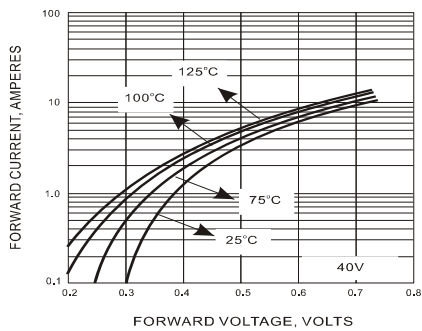


Fig.5 TYPICAL INSTANTANEOUS FORWARD CHARACTERISTICS

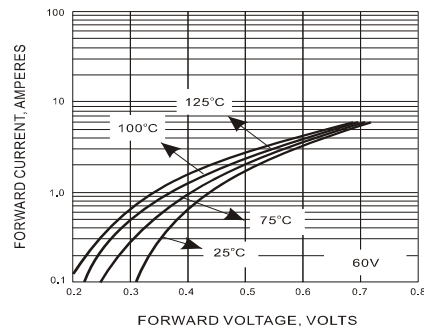


Fig.6 TYPICAL INSTANTANEOUS FORWARD CHARACTERISTICS

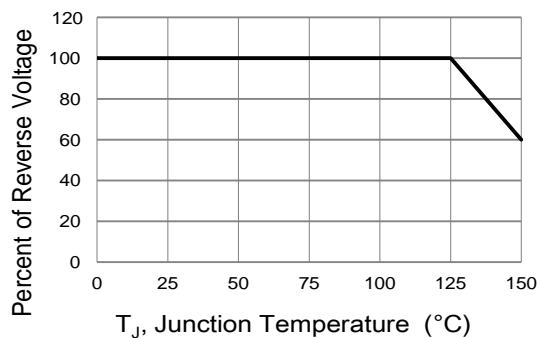
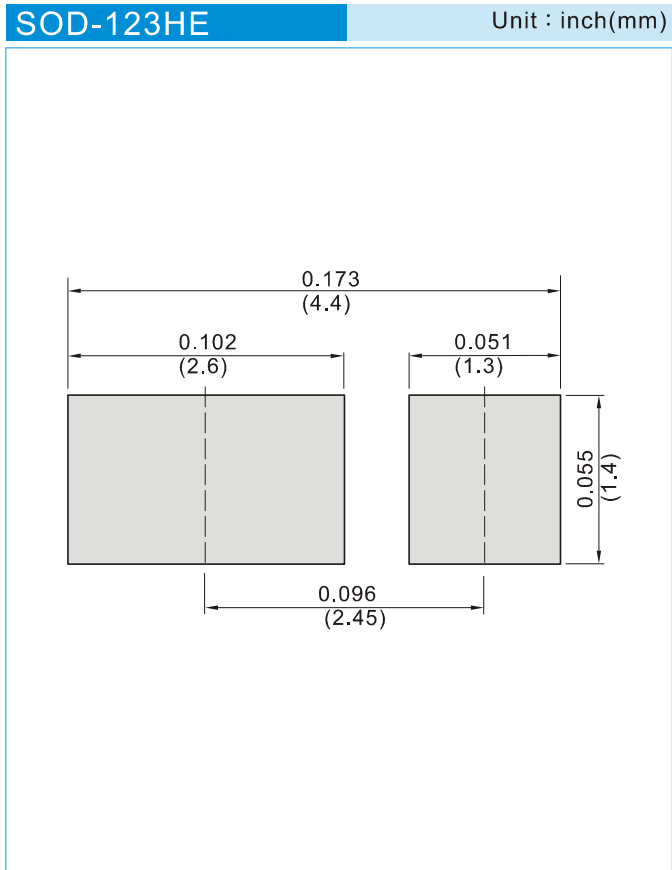


Fig.7 Operating Temperature Derating



## SS3040HE-AU / SS3060HE-AU

### MOUNTING PAD LAYOUT



### ORDER INFORMATION

- Packing information  
T/R - 10K per 13" plastic Reel  
T/R - 3K per 7" plastic Reel



## SS3040HE-AU / SS3060HE-AU

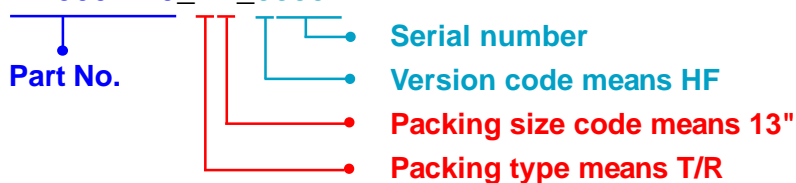
### Part No\_packing code\_Version

SS3060HE-AU\_R1\_000A1

SS3060HE-AU\_R2\_000A1

For example :

**RB500V-40\_R2\_00001**



Packing Code <b>XX</b>				Version Code <b>XXXXX</b>		
Packing type	1 <sup>st</sup> Code	Packing size code	2 <sup>nd</sup> Code	HF or RoHS	1 <sup>st</sup> Code	2 <sup>nd</sup> ~5 <sup>th</sup> Code
Tape and Ammunition Box (T/B)	A	N/A	0	HF	0	serial number
Tape and Reel (T/R)	R	7"	1	RoHS	1	serial number
Bulk Packing (B/P)	B	13"	2			
Tube Packing (T/P)	T	26mm	X			
Tape and Reel (Right Oriented) (TRR)	S	52mm	Y			
Tape and Reel (Left Oriented) (TRL)	L	PANASERT T/B CATHODE UP (PBCU)	U			
FORMING	F	PANASERT T/B CATHODE DOWN (PBCD)	D			



## SS3040HE-AU / SS3060HE-AU

---

### Disclaimer

- Reproducing and modifying information of the document is prohibited without permission from Panjit International Inc..
- Panjit International Inc. reserves the rights to make changes of the content herein the document anytime without notification. Please refer to our website for the latest document.
- Panjit International Inc. disclaims any and all liability arising out of the application or use of any product including damages incidentally and consequentially occurred.
- Panjit International Inc. does not assume any and all implied warranties, including warranties of fitness for particular purpose, non-infringement and merchantability.
- Applications shown on the herein document are examples of standard use and operation. Customers are responsible in comprehending the suitable use in particular applications. Panjit International Inc. makes no representation or warranty that such applications will be suitable for the specified use without further testing or modification.
- The products shown herein are not designed and authorized for equipments relating to human life and for any applications concerning life-saving or life-sustaining, such as medical instruments, aerospace machinery et cetera. Customers using or selling these products for use in such applications do so at their own risk and agree to fully indemnify Panjit International Inc. for any damages resulting from such improper use or sale.
- Since Panjit uses lot number as the tracking base, please provide the lot number for tracking when complaining.