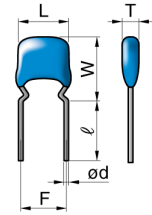


FA20C0G2J153JNU06



Applications	Automotive Grade
Feature	<div style="border: 1px solid black; padding: 2px; display: inline-block; margin-right: 5px;">Mid</div> Mid Voltage (100 to 630V) <div style="border: 1px solid black; padding: 2px; display: inline-block; margin-right: 5px;">Halogen-free</div> Halogen-free <div style="border: 1px solid black; padding: 2px; display: inline-block; margin-right: 5px;">AEC-Q200</div> AEC-Q200
Series	FA
Status	Production



Dimensions in mm

Size	
Length(L)	5.50mm Max.
Width(W)	7.00mm Max.
Thickness(T)	4.00mm Max.
Lead Gap(F)	5.00mm +0.80,-0.20mm
Lead Diameter(d)	0.50mm +0.10,-0.03mm

Electrical Characteristics	
Capacitance	15nF ±5%
Rated Voltage	630VDC
Withstanding Voltage	945VDC
Temperature Characteristic	C0G(0±30ppm/°C)
Q (Min.)	1000
Insulation Resistance (Min.)	10000MΩ

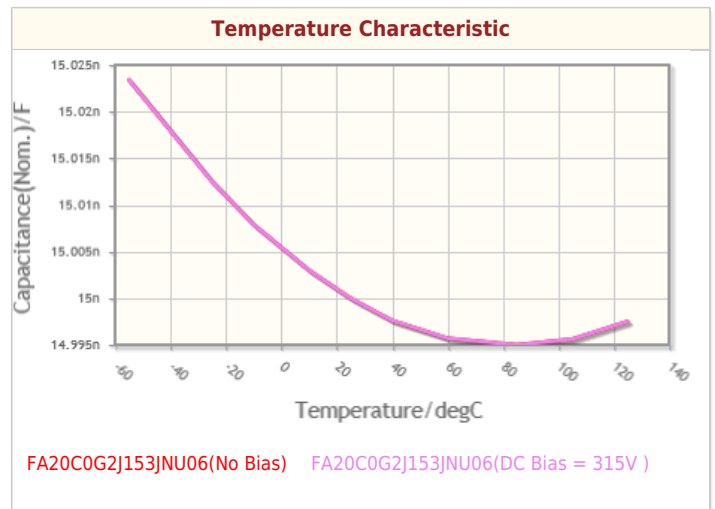
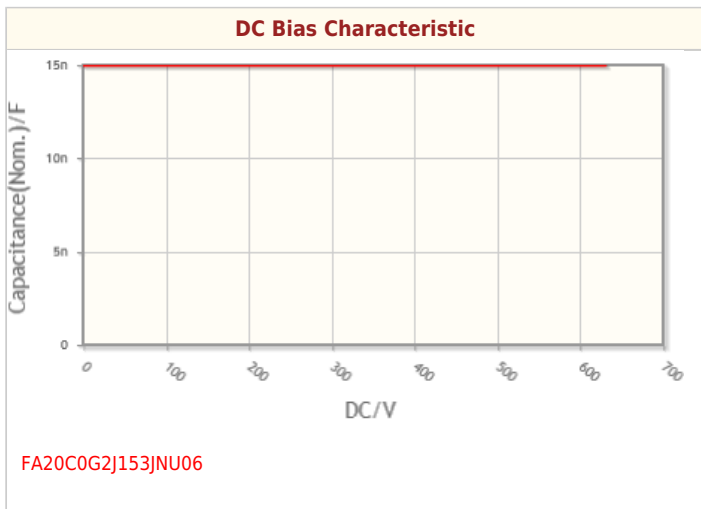
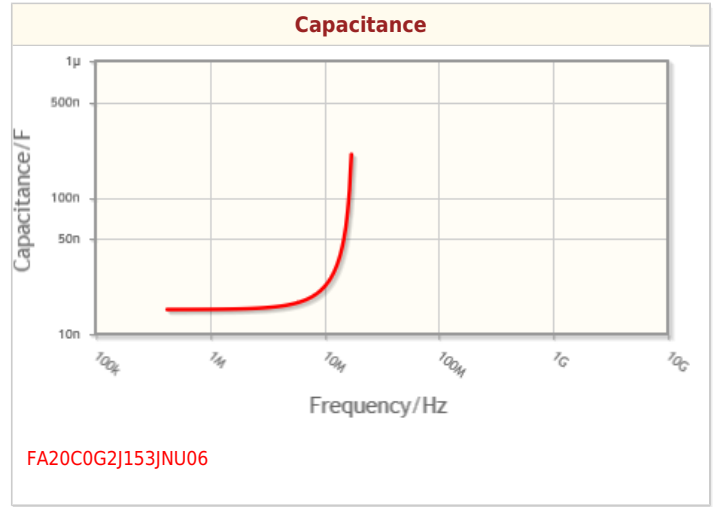
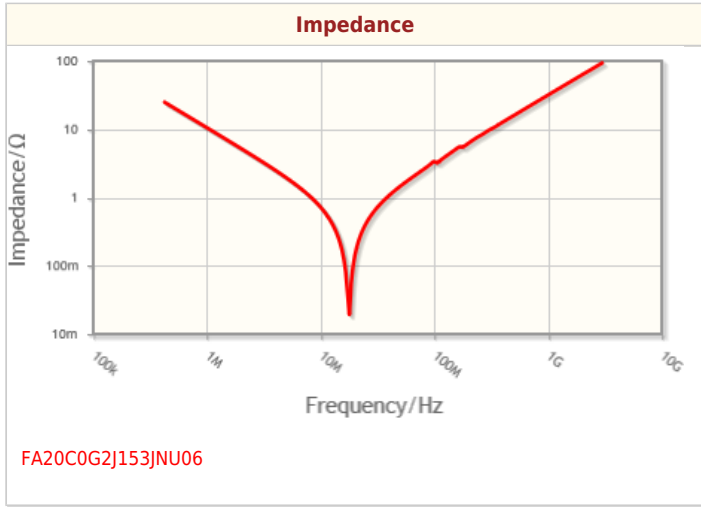
Other	
Soldering Method	Wave (Flow) Iron Soldering
Lead Length / Package Type	Taping
AEC-Q200	Yes
Package Quantity	1500pcs

! Images are for reference only and show exemplary products.
 ! This PDF document was created based on the data listed on the TDK Corporation website.
 ! All specifications are subject to change without notice.

FA20C0G2J153JNU06



Characteristic Graphs(This is reference data, and does not guarantee the products characteristics.)



! Images are for reference only and show exemplary products.
! This PDF document was created based on the data listed on the TDK Corporation website.
! All specifications are subject to change without notice.