



20SQ045-S SCHOTTKY BARRIER RECTIFIER

Applications:

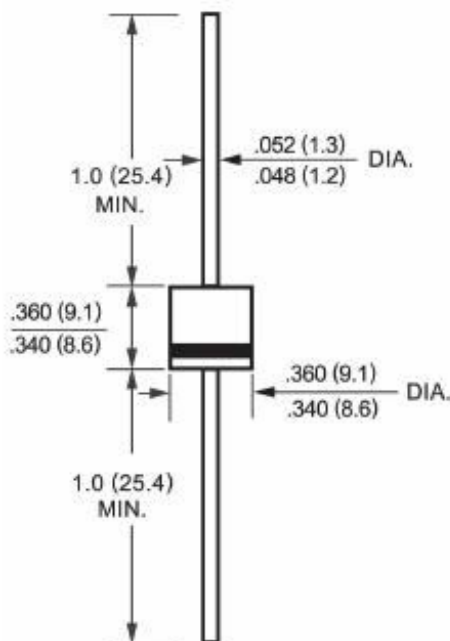
- DC-DC converters
- AC adapter
- High frequency rectification circuit
- Bypass diodes
- Photovoltaic Solar cell Protection Schottky Rectifier

Features:

- Super-high speed & low noise switching
- Low voltage drop
- This is a Pb - Free Device
- All SMC parts are traceable to the wafer lot
- Additional testing can be offered upon request



Mechanical Dimensions: In Inches/ mm



R-6

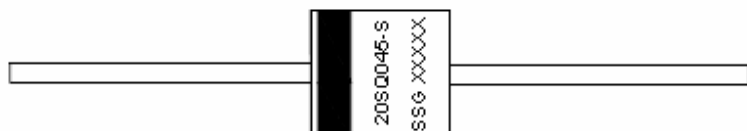


Technical Data
Data Sheet N1564, Rev. -

Green Products

Marking Diagram:

Where XXXXX is YYWWL



20SQ045-S = Part Name
SSG = SSG
YY = Year
WW = Week
L = Lot Number

Cautions: Molding resin
Epoxy resin UL:94V-0

Ordering Information:

Device	Package	Shipping
20SQ045-S	R-6 (Pb-Free)	500pcs / reel

For information on tape and reel specifications, including part orientation and tape sizes, please refer to our Tape and Reel Packaging Specification.

Maximum Rating:

Characteristics	Symbol	Conditions	Value	Unit
Repetitive Peak Reverse Voltage	V_{RRM}	-	45	V
Max. average forward current	$I_{F(AV)}$	R- load, $T_a=25^{\circ}C$	20	A
Surge(Non-repetitive) Forward Current	I_{FSM}	8.3ms single half sine-wave	350	A



Electrical Characteristics (Ta=25°C Unless otherwise specified)

Characteristics	Symbol	Conditions	Max.	Unit
Peak Forward Voltage	V _{FM}	I _{FM} =20.0A, Ta=25°C	0.55	V
Peak Reverse Current	I _{RRM1}	V _{RM} =V _{RRM}	Ta=25°C	0.5
	I _{RRM2}		Ta=100°C	50
Thermal Resistance(Typical)	R _{θJ-c}	Between junction and case	2.2	°C/W
	R _{θJ-A}	Between junction and Ambient	45	

Thermal-Mechanical Specifications:

Characteristics	Symbol	Condition	Specification	Units
Max. Junction Temperature at reduced reverse voltage at reduced reverse voltage in DC forward mode	T _J	V _R ≤ 80%V _{RRM}	-55 to +150	°C
		V _R ≤ 50%V _{RRM}	-55 to +180	
			-55 to +200	
Max. Storage Temperature	T _{stg}	-	-55 to +150	°C
Approximate Weight	wt	-	2.24	g
Case Style		R-6		

Figure 1
Typical Forward Characteristics

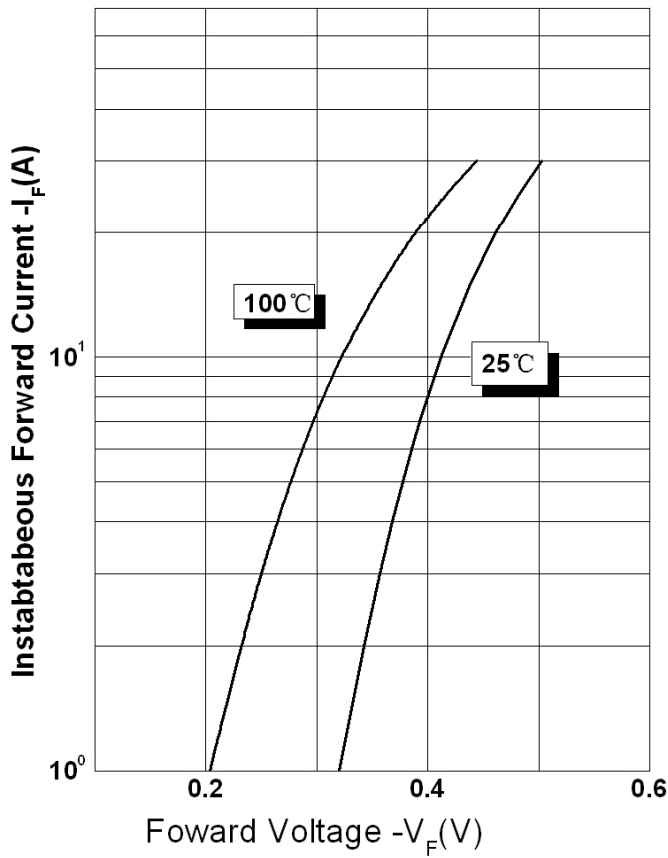


Figure 2
Typical Reverse Characteristics

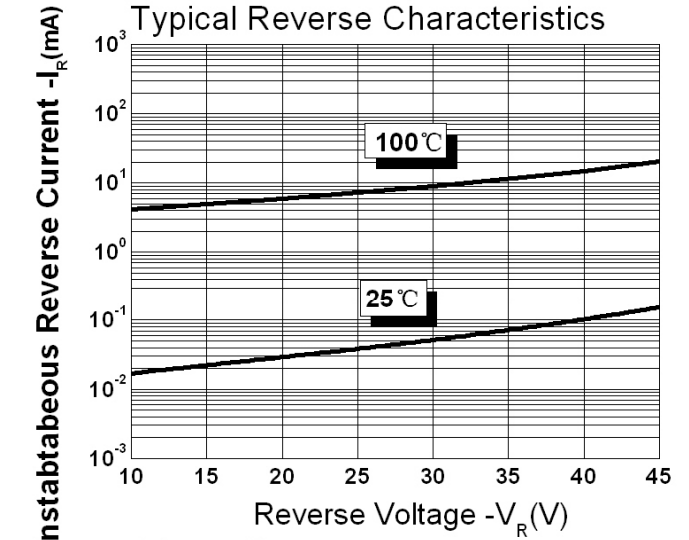
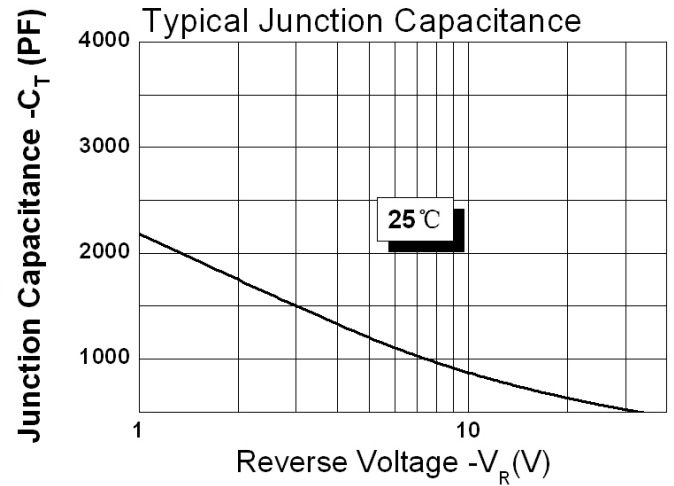


Figure 3
Typical Junction Capacitance





DISCLAIMER:

- 1- The information given herein, including the specifications and dimensions, is subject to change without prior notice to improve product characteristics. Before ordering, purchasers are advised to contact the SMC - Sangdest Microelectronics (Nanjing) Co., Ltd sales department for the latest version of the datasheet(s).
- 2- In cases where extremely high reliability is required (such as use in nuclear power control, aerospace and aviation, traffic equipment, medical equipment, and safety equipment), safety should be ensured by using semiconductor devices that feature assured safety or by means of users' fail-safe precautions or other arrangement.
- 3- In no event shall SMC - Sangdest Microelectronics (Nanjing) Co., Ltd be liable for any damages that may result from an accident or any other cause during operation of the user's units according to the datasheet(s). SMC - Sangdest Microelectronics (Nanjing) Co., Ltd assumes no responsibility for any intellectual property claims or any other problems that may result from applications of information, products or circuits described in the datasheets.
- 4- In no event shall SMC - Sangdest Microelectronics (Nanjing) Co., Ltd be liable for any failure in a semiconductor device or any secondary damage resulting from use at a value exceeding the absolute maximum rating.
- 5- No license is granted by the datasheet(s) under any patents or other rights of any third party or SMC - Sangdest Microelectronics (Nanjing) Co., Ltd.
- 6- The datasheet(s) may not be reproduced or duplicated, in any form, in whole or part, without the expressed written permission of SMC - Sangdest Microelectronics (Nanjing) Co., Ltd.
- 7- The products (technologies) described in the datasheet(s) are not to be provided to any party whose purpose in their application will hinder maintenance of international peace and safety nor are they to be applied to that purpose by their direct purchasers or any third party. When exporting these products (technologies), the necessary procedures are to be taken in accordance with related laws and regulations..