



Micro Commercial Components

Micro Commercial Components
 20736 Marilla Street Chatsworth
 CA 91311
 Phone: (818) 701-4933
 Fax: (818) 701-4939

**MTZJ2.0
 THRU
 MTZJ39**

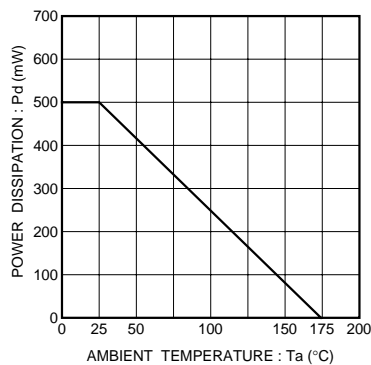
**500 mW
 Zener Diode**

Features

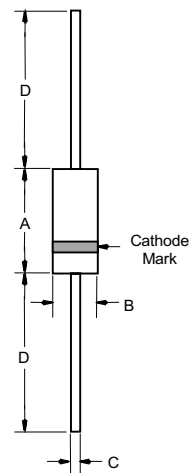
- DO-34 Glass sealed package
- High Reliability
- Lead Free Finish/Rohs Compliant (Note1) ("P" Suffix designates Compliant. See ordering information)
- Moisture Sensitivity: Level 1 per J-STD-020C

Maximum Ratings

Symbol	Parameter	Rating	Unit
Rthja	Thermal Resistance	500	K/W
P _D	Power dissipation	500	mW
T _J	Junction Temperature	175	°C
T _{STG}	Storage Temperature Range	-65 to +175	°C



DO-34



DIM	INCHES		MM		NOTE
	MIN	MAX	MIN	MAX	
A	.094	.118	2.40	3.00	
B	.063	.079	1.60	2.00	
C	.012	.020	0.30	0.50	
D	1.102	1.181	28.00	30.00	

Note: 1. Lead in Glass Exemption Applied, see EU Directive Annex 5.

ELECTRICAL CHARACTERISTICS @25°C

Type	Zener Voltage				Operating Resistance		Rising Operating Resistance		Reverse Current	
	Rank	V _Z (V)			Z _{ZT} (ohm)		Z _{ZK} (ohm)		IR(μA)	
		Min.	Max.	I _Z (mA)	Max.	I _Z (mA)	Max.	I _Z (mA)	Max.	V _R (V)
MTZJ2.0	A	1.88	2.10	5	100	5	1000	0.5	120	0.5
	B	2.02	2.20							
MTZJ2.2	A	2.12	2.30	5	100	5	1000	0.5	100	0.7
	B	2.22	2.41							
MTZJ2.4	A	2.33	2.52	5	100	5	1000	0.5	120	1.0
	B	2.43	2.63							
MTZJ2.7	A	2.54	2.75	5	110	5	1000	0.5	100	1.0
	B	2.69	2.91							
MTZJ3.0	A	2.85	3.07	5	120	5	1000	0.5	50	1.0
	B	3.01	3.22							
MTZJ3.3	A	3.16	3.38	5	120	5	1000	0.5	20	1.0
	B	3.32	3.53							
MTZJ3.6	A	3.46	3.69	5	100	5	1000	1	10	1.0
	B	3.60	3.84							
MTZJ3.9	A	3.74	4.01	5	100	5	1000	1	5	1.0
	B	3.89	4.16							
MTZJ4.3	A	4.04	4.29	5	100	5	1000	1	5	1.0
	B	4.17	4.43							
	C	4.30	4.57							
MTZJ4.7	A	4.44	4.68	5	90	5	900	1	5	1.0
	B	4.55	4.80							
	C	4.68	4.93							
MTZJ5.1	A	4.81	5.07	5	80	5	800	1	5	1.5
	B	4.94	5.20							
	C	5.09	5.37							
MTZJ5.6	A	5.28	5.55	5	60	5	500	1	5	2.5
	B	5.45	5.73							
	C	5.61	5.91							
MTZJ6.2	A	5.78	6.09	5	60	5	300	1	5	3.0
	B	5.96	6.27							
	C	6.12	6.44							
MTZJ6.8	A	6.29	6.63	5	20	5	150	0.5	2	3.5
	B	6.49	6.83							
	C	6.66	7.01							
MTZJ7.5	A	6.85	7.22	5	20	5	120	0.5	0.5	4.0
	B	7.07	7.45							
	C	7.29	7.67							
MTZJ8.2	A	7.53	7.92	5	20	5	120	0.5	0.5	5.0
	B	7.78	8.19							
	C	8.03	8.45							
MTZJ9.1	A	8.29	8.73	5	25	5	120	0.5	0.5	6.0
	B	8.57	9.01							
	C	8.83	9.30							

MTZJ2.0 thru MTZJ39



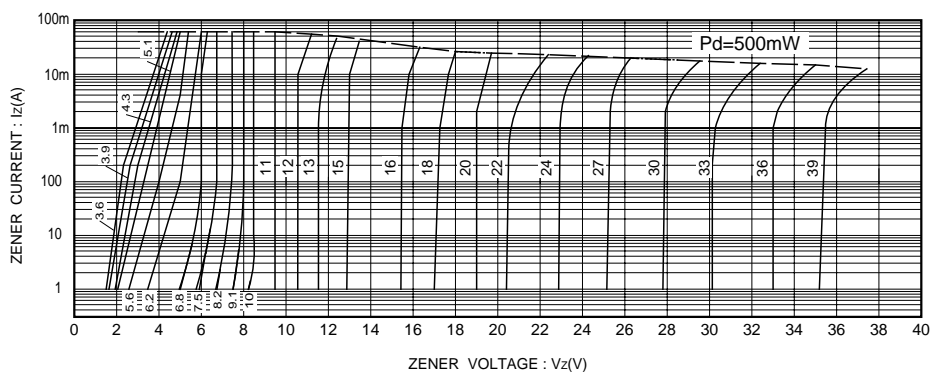
ELECTRICAL CHARACTERISTICS @25°C

Type	Zener Voltage				Operating Resistance		Rising Operating Resistance		Reverse Current	
	Rank	V _Z (V)			Z _{ZT} (ohm)		Z _{ZK} (ohm)		I _R (uA)	
		Min.	Max.	I _Z (mA)	Max.	I _Z (mA)	Max.	I _Z (mA)	Max.	V _R (V)
MTZJ10	A	9.12	9.59	5	30	5	120	0.5	0.2	7
	B	9.41	9.90							
	C	9.70	10.20							
	D	9.94	10.44							
MTZJ11	A	10.18	10.71	5	30	5	120	0.5	0.2	8
	B	10.50	11.05							
	C	10.82	11.38							
MTZJ12	A	11.13	11.71	5	30	5	110	0.5	0.2	9
	B	11.44	12.03							
	C	11.74	12.35							
MTZJ13	A	12.11	12.75	5	35	5	110	0.5	0.2	10
	B	12.55	13.20							
	C	12.99	13.66							
MTZJ15	A	13.44	14.13	5	40	5	110	0.5	0.2	11
	B	13.89	14.62							
	C	14.35	15.09							
MTZJ16	A	14.80	15.57	5	40	5	150	0.5	0.2	12
	B	15.25	16.04							
	C	15.69	16.51							
MTZJ18	A	16.22	17.06	5	45	5	150	0.5	0.2	13
	B	16.82	17.70							
	C	17.42	18.33							
MTZJ20	A	18.20	18.96	5	55	5	200	0.5	0.2	15
	B	18.63	19.59							
	C	19.23	20.22							
	D	19.72	20.72							
MTZJ22	A	20.15	21.20	5	30	5	200	0.5	0.2	17
	B	20.64	21.71							
	C	21.08	22.17							
	D	21.52	22.63							
MTZJ24	A	22.05	23.18	5	35	5	200	0.5	0.2	19
	B	22.61	23.77							
	C	23.12	24.13							
	D	23.63	24.85							
MTZJ27	A	24.26	25.52	5	45	5	250	0.5	0.2	21
	B	24.97	26.26							
	C	25.63	26.95							
	D	26.29	27.64							
MTZJ30	A	26.99	28.39	5	55	5	250	0.5	0.2	23
	B	27.70	29.13							
	C	28.36	29.82							
	D	29.02	30.51							

MTZJ2.0 thru MTZJ39

ELECTRICAL CHARACTERISTICS @25°C

Type	Zener Voltage				Operating Resistance		Rising Operating Resistance		Reverse Current	
	Rank	$V_Z(V)$			$Z_{ZT}(ohm)$		$Z_{ZK}(ohm)$		IR(μA)	
		Min.	Max.	$I_Z(mA)$	Max.	$I_Z(mA)$	Max.	$I_Z(mA)$	Max.	$V_R(V)$
MTZJ33	A	29.68	31.22	5	65	5	250	0.5	0.2	25
	B	30.32	31.88							
	C	30.90	32.50							
	D	31.49	33.11							
MTZJ36	A	32.14	33.79	5	75	5	250	0.5	0.2	27
	B	32.79	34.49							
	C	33.40	35.13							
	D	34.01	35.77							
MTZJ39	A	34.68	36.47	5	85	5	250	0.5	0.2	30
	B	35.36	37.19							
	C	36.00	37.85							
	D	36.63	38.52							



Zener characteristics



Micro Commercial Components

Ordering Information

Device	Packing
(Part Number)-TP	Tape&Reel; 10Kpcs/Reel
(Part Number)-AP	Ammo Packing;5Kpcs/AmmoBox
(Part Number)-BP	Bulk;500pcs/Bag

IMPORTANT NOTICE

Micro Commercial Components Corp. reserves the right to make changes without further notice to any product herein to make corrections, modifications, enhancements, improvements, or other changes. *Micro Commercial Components Corp.* does not assume any liability arising out of the application or use of any product described herein; neither does it convey any license under its patent rights, nor the rights of others. The user of products in such applications shall assume all risks of such use and will agree to hold *Micro Commercial Components Corp.* and all the companies whose products are represented on our website, harmless against all damages.

APPLICATIONS DISCLAIMER

Products offer by *Micro Commercial Components Corp.* are not intended for use in Medical, Aerospace or Military Applications.

www.mccsemi.com