



## *Specifications for Mini-UHF*

S

<b>MATERIALS</b>	
<b>Connector Parts</b>	<b>Material</b>
Connector Body and Parts	Brass
Male Contact Pin	Brass
Outer Contact	Brass
Crimp Ferrule	Annealed Copper
Insulators	Delrin
Plating	Nickel

<b>ELECTRICAL</b>	
<b>Requirement</b>	<b>Performance</b>
Impedance	Non Constant
Frequency Range	0-2 GHz
VSWR	1.25 Max.
Working Voltage (At Sea level)	335V rms
Insulation Resistance	5000 Megohm Min.
Dielectric	1000V at 60Hz, rms
Withstanding Voltage	(For 1 Minute)

<b>MECHANICAL &amp; ENVIRONMENTAL</b>	
<b>Requirement</b>	<b>Performance</b>
Durability	500 Matings
Cable Retention (Cable Types)	40 lbs. Minimum Pull Test
Coupling Nut	45 lbs. Maximum
Temperature Range	Delrin: -55 to +85C

S

S



## Mini - UHF Connectors

### Crimp Plugs

Mini-UHF cable plugs are available in three-piece crimp and also twist-on versions to satisfy the installer's preference. Two cable diameters are facilitated with these connectors for applicable applications.

Part Number	RoHS	Description	RG/U Cable	Fig. No.
610A608F	<input checked="" type="checkbox"/>	Crimp Plug	58	97
610A608G	<input checked="" type="checkbox"/>	Crimp Plug	59, 62	97
610A405F	<input checked="" type="checkbox"/>	Twist-On Plug	58	98

RoHS compliant [REQUEST QUOTE](#)  
[REQUEST DRAWING](#)

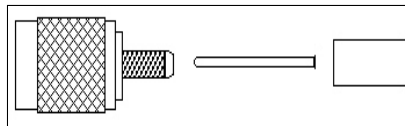


Fig. 97

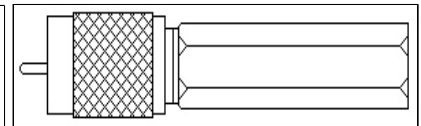


Fig. 98

S

S

### Jacks

Two cable jacks and one panel jack style are available as standard items. The cable jacks utilize the crimp method of assembly and the panel jack will facilitate any cable size by soldering the center conductor to the connector's solder-cup contact.

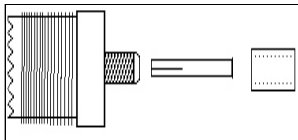


Fig. 99

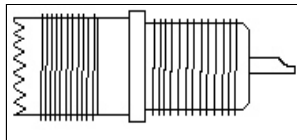


Fig. 100

S

Part Number	RoHS	Description	RG/U Cable	Fig. No.
620A608F	<input checked="" type="checkbox"/>	Cable Jack,	58	99
620A608G	<input checked="" type="checkbox"/>	Cable Jack,	59, 62	99
626N518	<input checked="" type="checkbox"/>	Bulkhead Panel Jack, Solder Cup	Any	100

RoHS compliant [REQUEST QUOTE](#)  
[REQUEST DRAWING](#)

### Adapters

Standard configurations of adapters are machined brass with attractive nickel plating. All contacts are gold plated brass (males) and phosphor bronze (females).

Part Number	RoHS	Description	Fig. No.
631A505	<input checked="" type="checkbox"/>	Male/Male	101
632U508	<input checked="" type="checkbox"/>	Female/Female Inline	102
643A505	<input checked="" type="checkbox"/>	F/M/F "T" Adapter	103
645A505	<input checked="" type="checkbox"/>	F/F/F "T" Adapter	104
651A505	<input checked="" type="checkbox"/>	F/M Right Angle Adapter	105

RoHS compliant [REQUEST QUOTE](#)  
[REQUEST DRAWING](#)

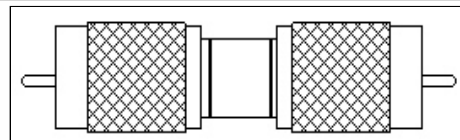


Fig. 101

S

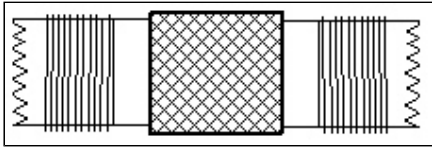


Fig. 102

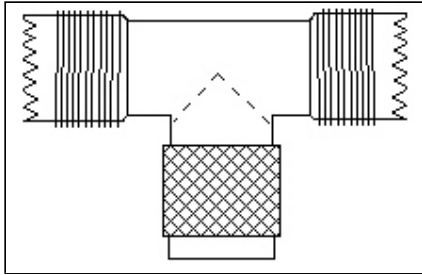



Fig.103

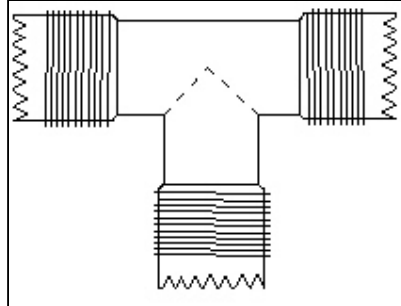


Fig. 104

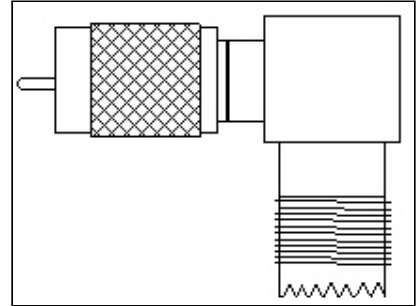


Fig. 105