


## General Purpose Axial Leaded Power Wirewound Resistor



### PW Axial Series

- 0.10Ω to 30KΩ
- 2 watts to 25 watts
- ±10% or ±5% tolerance
- TC's from 300 ppm/°C to +5500 ppm/°C
- Lead free, RoHS compliant construction available

 All Pb-free parts comply with EU Directive 2011/65/EU (RoHS2)

### Electrical Data

Type	Power Rating @ 25°C (watts)	Standard Resistance Range (ohms)	Standard Temperature Coefficient		Special Temperature Coefficients		
			+0.06%/°C over R range	+0.03%/°C over R range	+0.55%/°C over R range	+0.45%/°C over R range	+0.25%/°C over R range
PW-2	2	0.15 to 2.4K	0.15 to 0.99	1.0 to 2.4K	0.1 to 30	0.24 to 130	1.0 to 10
PW-3	3	0.1 to 7.5K	0.1 to 0.99	1.0 to 7.5K	0.1 to 86	0.1 to 270	0.24 to 20
PW-5	5	0.1 to 8.5K	0.1 to 0.99	1.0 to 8.5K	0.1 to 68	0.1 to 300	0.27 to 22
PW-7	7	0.1 to 18K	0.1 to 0.99	1.0 to 18K	0.1 to 150	0.15 to 680	1.0 to 51
PW-10	10	0.18 to 30K	0.18 to 0.99	1.0 to 30K	0.1 to 240	0.24 to 1100	1.0 to 82
PW-15	15	0.18 to 30K	0.18 to 0.99	1.0 to 30K	0.1 to 240	0.24 to 1100	1.0 to 82
PW-18	18	0.18 to 22K	0.18 to 0.99	1.0 to 22K	0.1 to 200	0.24 to 1100	1.0 to 70
PW-22	22	0.27 to 18K	0.27 to 1.3	1.5 to 12K	0.15 to 360	0.36 to 1800	1.0 to 120
PW-25	25	0.27 to 18K	0.27 to 1.3	1.5 to 10K	0.15 to 300	0.36 to 1200	1.5 to 100

### Physical Data

Standard Configuration		Alternate Configuration					
Type	L ±0.03 (0.8)	W ±0.03 (0.8)	H ±0.03 (0.8)	D Dia. ±0.002 (0.05)	E ±0.03 (0.8)	LL min.	F (ref.)
PW-2	0.69 (17.5)	0.25 (6.35)	0.25 (6.35)	0.032 (0.8)	0.31 (7.87)	1.44 (36.6)	0.063 (1.6)
PW-3	0.88 (22.4)	0.31 (7.87)	0.31 (7.87)	0.036 (0.91)	0.38 (9.65)	1.44 (36.6)	0.063 (1.6)
PW-5	0.88 (22.4)	0.38 (9.65)	0.35 (8.89)	0.036 (0.91)	0.41 (10.4)	1.50 (38.1)	0.063 (1.6)
PW-7	1.39 (35.3)	0.38 (9.65)	0.35 (8.89)	0.036 (0.91)	0.47 (11.9)	1.50 (38.1)	0.125 (3.18)
PW-10	1.88 (47.8)	0.38 (9.65)	0.35 (8.89)	0.036 (0.91)	0.47 (11.9)	1.50 (38.1)	0.125 (3.18)
PW-15	1.88 (47.8)	0.50 (12.7)	0.50 (12.7)	0.036 (0.91)	0.63 (16.0)	1.50 (38.1)	0.125 (3.18)
PW-18	1.88 (47.8)	0.50 (12.7)	0.50 (12.7)	0.036 (0.91)	0.63 (16.0)	1.50 (38.1)	0.125 (3.18)
PW-22	2.50 (63.5)	0.50 (12.7)	0.50 (12.7)	0.040 (1.0)*	0.63 (16.0)	1.50 (38.1)	0.125 (3.18)
PW-25	2.50 (63.5)	0.50 (12.7)	0.50 (12.7)	0.040 (1.0)*	0.63 (16.0)	1.50 (38.1)	0.125 (3.18)

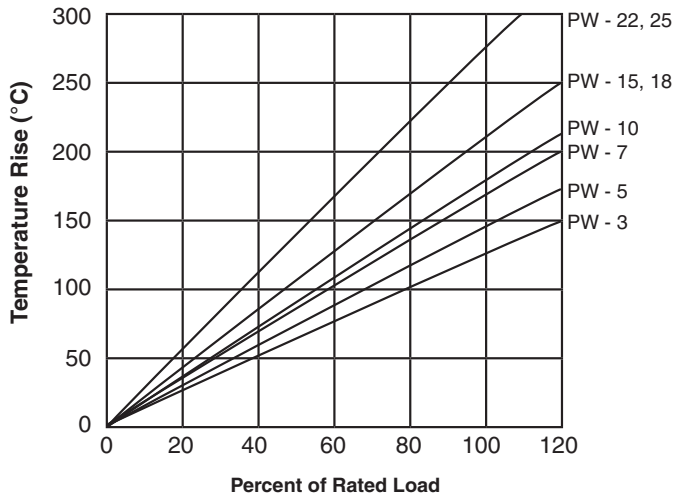
\* Copper Clad Steel

### General Note

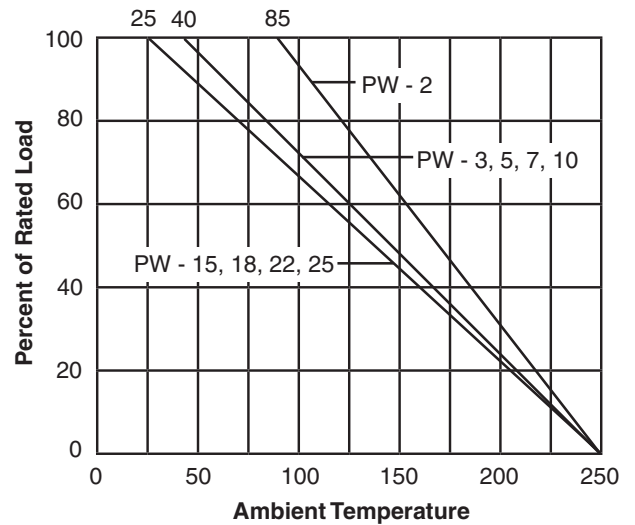
TT Electronics reserves the right to make changes in product specification without notice or liability. All information is subject to TT Electronics' own data and is considered accurate at time of going to print.

PW Axial Series

### Temperature Rise Chart



### Power Derating Curve



## Ordering Procedure

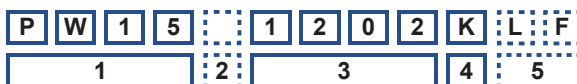
This product has two valid part numbers:

**European (Welwyn) Part Number: PW15-12KKI** (PW15, 12 kilohms ±10%, Pb-free)



1 Type	2 Configuration	3 Value	4 Tolerance	5 Packing & Termination Finish
PW2, PW3, PW5, PW7, PW10, PW15, PW18, PW22, PW25	Omit for Standard	R = ohms	J = ±5%	I = Standard packing & Pb-free
	A = Alternate	K = kilohms	K = ±10%	Bulk pack

**USA (IRC) Part Number: PW151202KLF** (PW15, 12 kilohms ±10%, Pb-free)



1 Type	2 Configuration	3 Value	4 Tolerance	5 Packing & Termination Finish
PW2, PW3, PW5, PW7, PW10, PW15, PW18, PW22, PW25	Omit for Standard	3 digits + multiplier	J = ±5%	Omit for SnPb
	A = Alternate	R = ohms for values <100 ohms	K = ±10%	LF = Pb-free
				Bulk pack

**General Note**

TT Electronics reserves the right to make changes in product specification without notice or liability. All information is subject to TT Electronics' own data and is considered accurate at time of going to print.