


**RECTIFIER DIODE**

# AR772LT

Repetitive voltage up to	<b>5000 V</b>
Mean forward current	<b>4546 A</b>
Surge current	<b>45 kA</b>

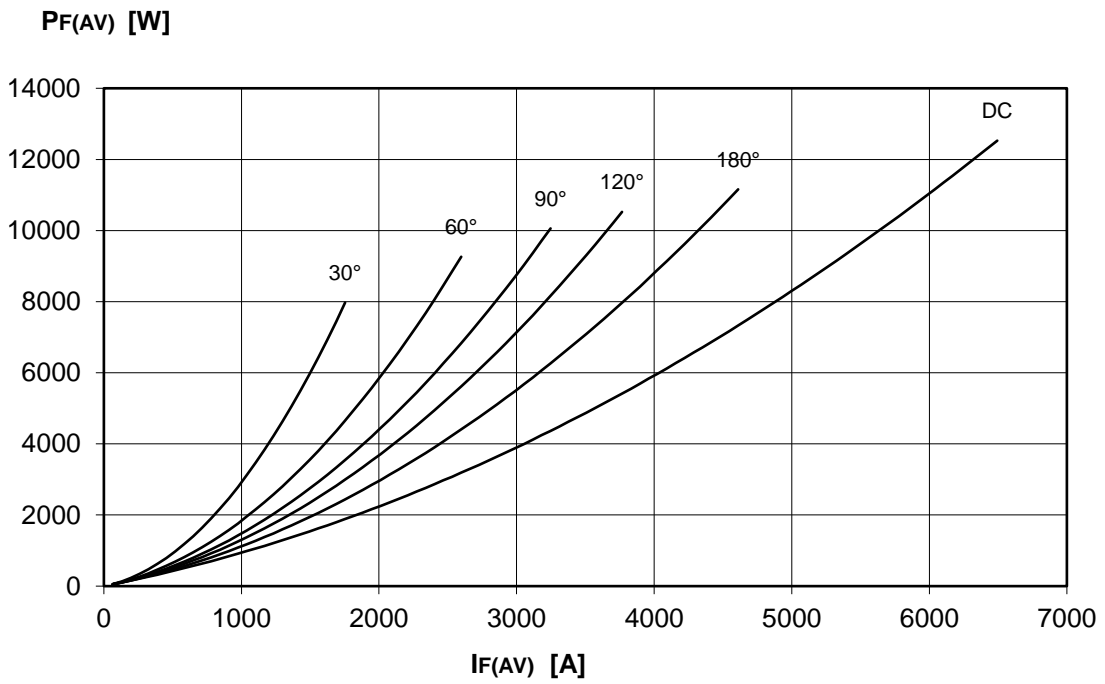
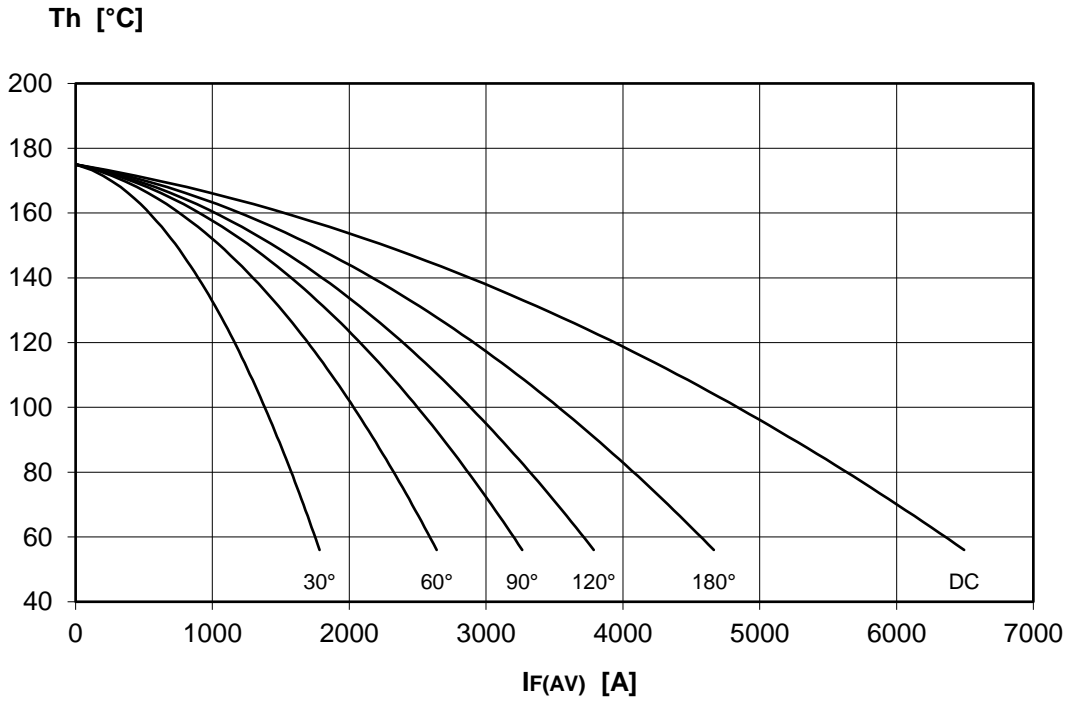
**FINAL SPECIFICATION**

Oct. 17 - Issue: 1

Symbol	Characteristic	Conditions	T <sub>j</sub> [°C]	Value	Unit
<b>BLOCKING</b>					
V <sub>RRM</sub>	Repetitive peak reverse voltage		175	5000	V
V <sub>RSM</sub>	Non-repetitive peak reverse voltage		175	5100	V
I <sub>RRM</sub>	Repetitive peak reverse current	V=VRRM	175	200	mA
<b>CONDUCTING</b>					
I <sub>F(AV)</sub>	Mean forward current	180° sin, 50 Hz, Th=55°C, double side cooled		4546	A
I <sub>F(AV)</sub>	Mean forward current	180° sin, 50 Hz, Tc=85°C, double side cooled		4412	A
I <sub>FSM</sub>	Surge forward current	Sine wave, 10 ms without reverse voltage	175	45	kA
I <sup>2</sup> t	I <sup>2</sup> t			10125 x 10 <sup>3</sup>	A <sup>2</sup> s
V <sub>FM</sub>	Forward voltage	Forward current = 3000 A	25	1,45	V
V <sub>F(TO)</sub>	Threshold voltage		175	0,76	V
r <sub>F</sub>	Forward slope resistance		175	0,180	mohm
<b>SWITCHING</b>					
t <sub>rr</sub>	Reverse recovery time	I = 1600 A, di/dt = 2 A/μs	175		μs
Q <sub>rr</sub>	Reverse recovery charge			650	μC
I <sub>rr</sub>	Peak reverse recovery current				A
<b>MOUNTING</b>					
R <sub>th(j-h)</sub>	Thermal impedance, DC	Junction to heatsink, double side cooled		9,5	°C/kW
R <sub>th(c-h)</sub>	Thermal impedance	Case to heatsink, double side cooled		2,0	°C/kW
T <sub>j</sub>	Operating junction temperature			-30 / 175	°C
F	Mounting force			46.0 / 54.0	kN
	Mass			1700	g
<b>ORDERING INFORMATION : AR772LT S 50</b> standard specification  VRRM/100					

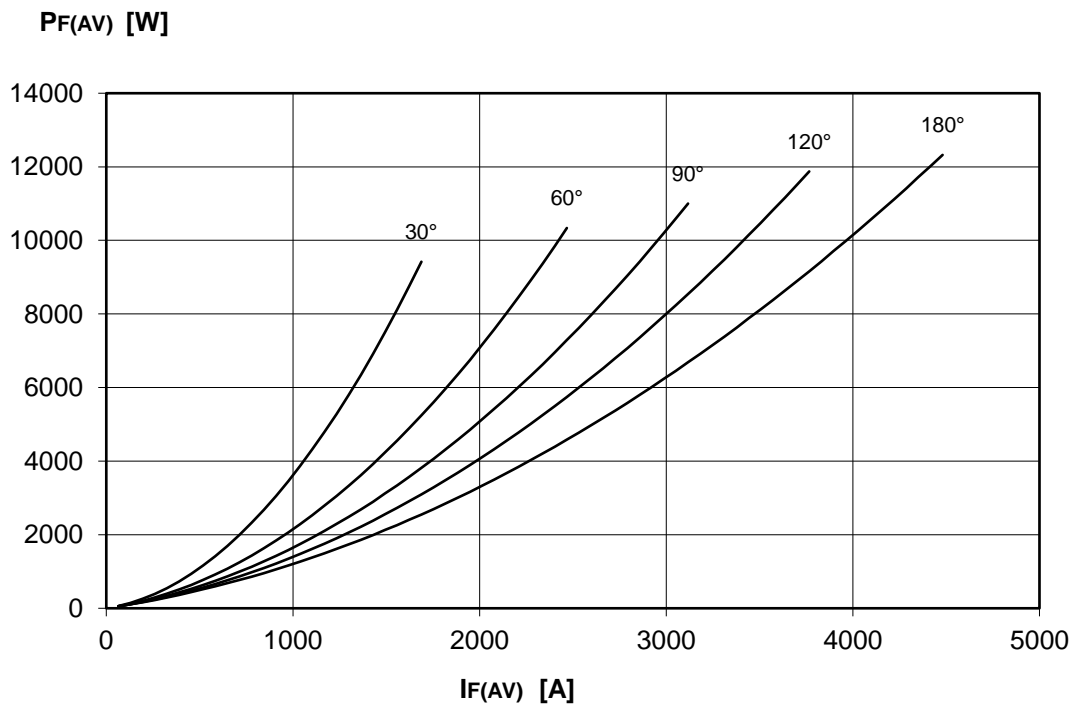
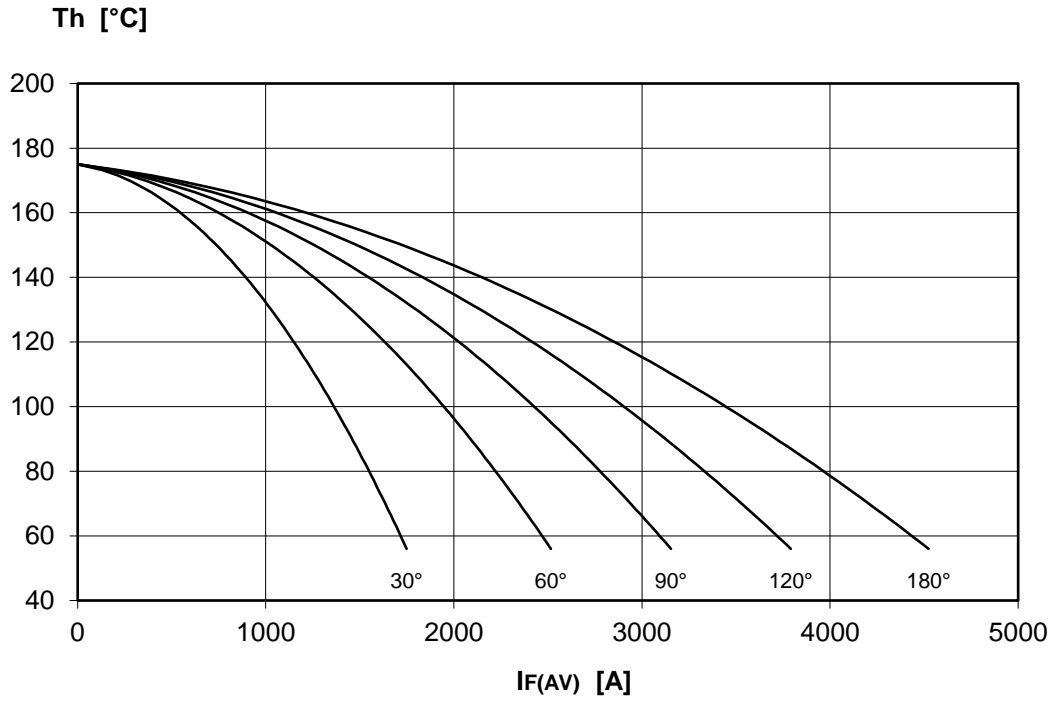
DISSIPATION CHARACTERISTICS

SQUARE WAVE



**DISSIPATION CHARACTERISTICS**

SINE WAVE

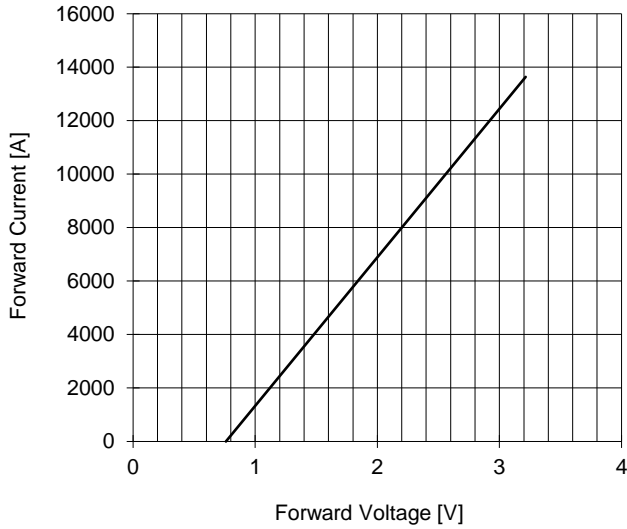


# AR772LT RECTIFIER DIODE

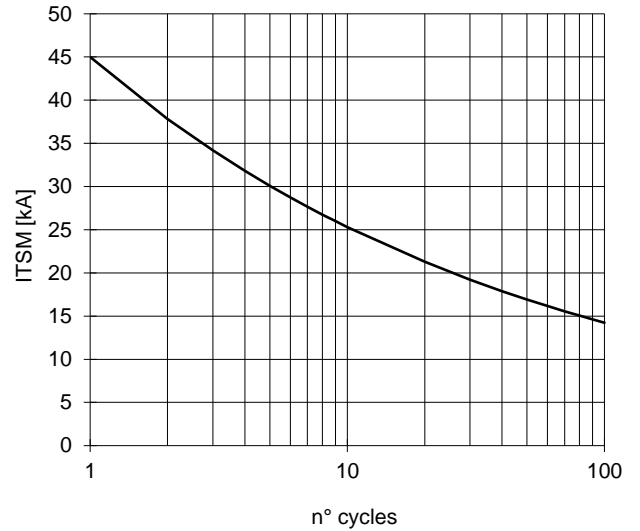


FINAL SPECIFICATION Oct. 17 - Issue: 1

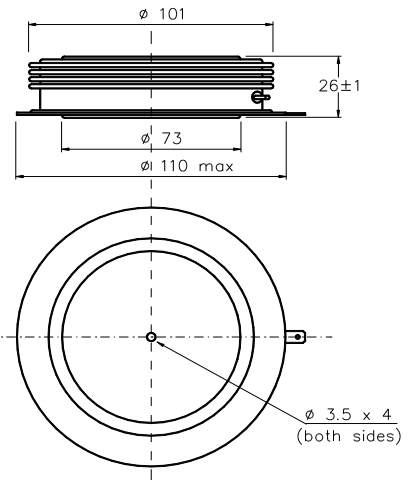
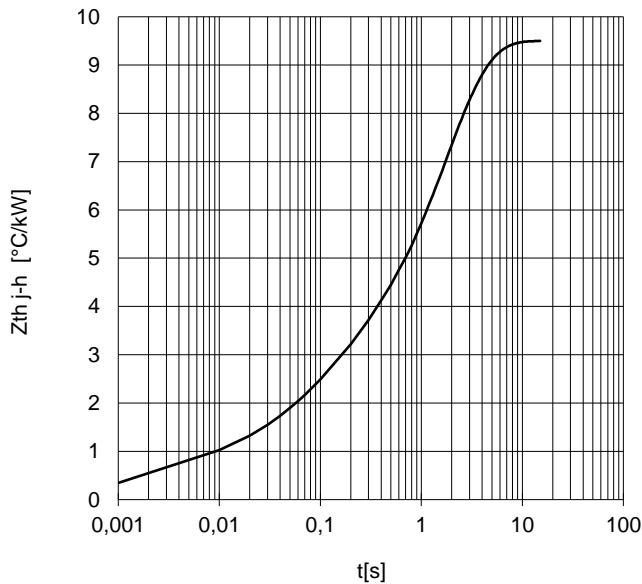
FORWARD CHARACTERISTIC  
T<sub>j</sub> = 175 °C



SURGE CHARACTERISTIC  
T<sub>j</sub> = 175 °C



TRANSIENT THERMAL IMPEDANCE  
DOUBLE SIDE COOLED



Dimensions  
in mm



All the characteristics given in this data sheet are guaranteed only with uniform clamping force, cleaned and lubricated heatsink, surfaces with flatness < .03 mm and roughness < 2 μm.  
In the interest of product improvement POSEICO SpA reserves the right to change any data given in this data sheet at any time without previous notice.  
If not stated otherwise the maximum value of ratings (symbols over shaded background) and characteristics is reported.

Distributed by

