




5400 Series Ø 0.315" (8.0 mm) Panel Mount LED Indicator



A unique design, the 5400 Series is a two-piece unit consisting of a lens and the housing-LED assembly. Simple, fast installation. Available in 4 colors: Red, Amber, Green and Yellow.

Applications

- Industrial
- Transportation and Infrastructures
- Food Services and Industries
- People Movers
- Electro medical devices and systems
- Appliances

Key Features

- Simple and fast installation
- Low profile, damage-resistant lens
- Discharge protection
- 8 mm panel mounting LED Indicator
- 5 mm colored polycarbonate lens
- Unique design in a two piece unit
- Wide-angle viewing

Installation Instructions

The panel mount LED indicator light consists of one lens and one body in lead wires terminations. The fast installation is provided by inserting the lens into mounting hole in the front display panel and snapping the housing assembly onto the lens from the rear.

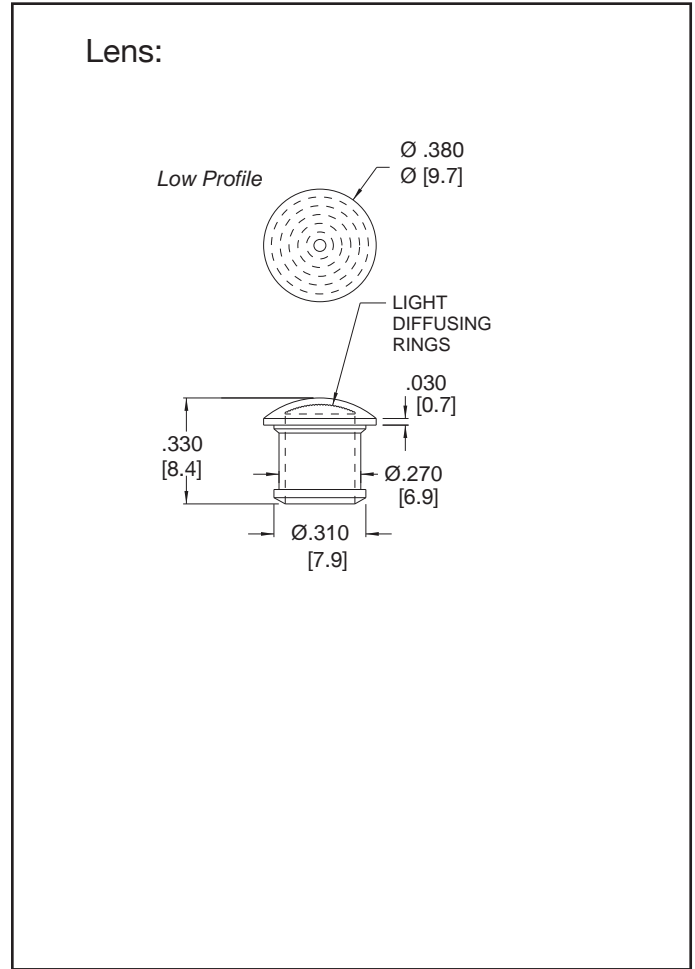
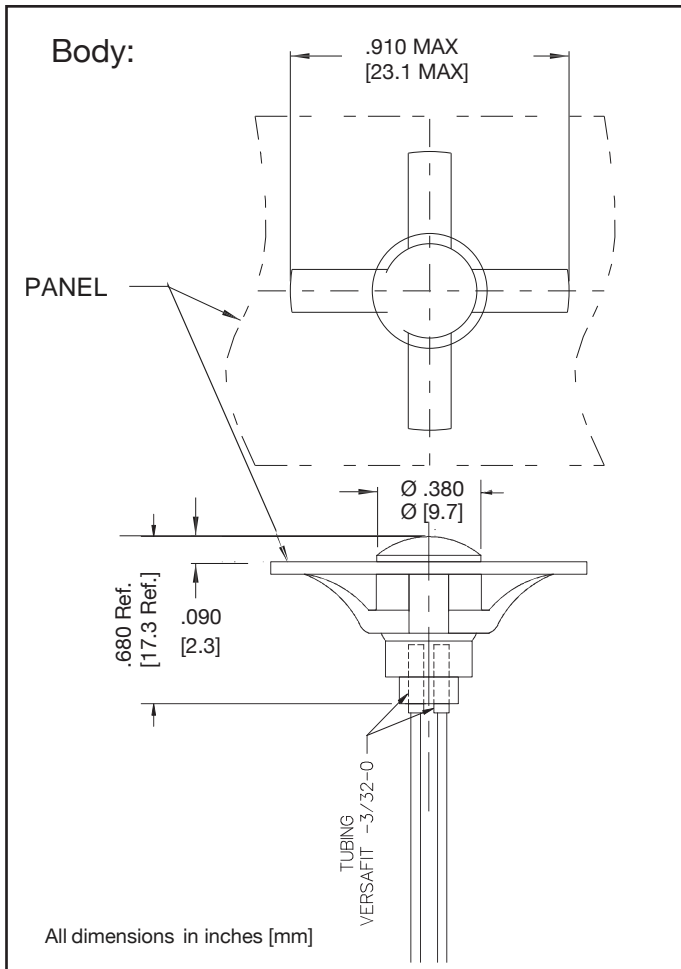
Allows pre-wiring into the circuit and testing before installation.

Product Specifications

Material	
Housing	Natural Nylon
Lens	Polycarbonate
Wire Leads	24 AWG PVC (105°C) 4.4/4.8" long, stripped 430/.570"
Heat Shrink Tubing	Black, Polyolefin VW-1 600V

Installation and Operating Specifications	
Mounting Hole	.312/.317" (7.9/8.1mm)
Panel Thickness	.062 to .125" (1.6 to 3.2 mm)
Operating Temperature	-25 °C/+85 °C -13 °F/+185 °F
Anode (+)	Red Lead

Product Dimensions



Ordering Data

Electro-optical Characteristics

Part Number	Color	Typ. Intensity (mcd)	Rated Current (mA)	Continuous Forward Current Max. (mA)	Forward Voltage Typ. (V)	Forward Voltage Max. (V)	Current @ 1ms-Peak Forward 300pps (A)	Reverse Break-down Voltage Min. (V)	Include Lens Model No.
5400A1	Red	120	20	35	2.0	3.0	1.0	5	4741
5400A3	Amber	120	20	35	2.0	3.0	1.0	5	4743
5400A5	Green	120	20	20	2.1	2.5	-	4	4745
5400A7	Yellow	120	20	35	2.1	3.0	1.0	5	4747

Compliance & approvals

