



# SD820YS~SD860YS

## SURFACE MOUNT SCHOTTKY BARRIER RECTIFIERS

**VOLTAGE** 20 to 60 Volts **CURRENT** 8 Amperes

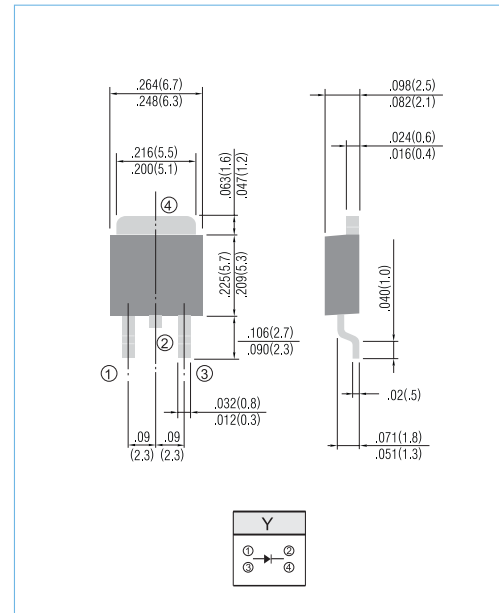
TO-252 Unit: inch ( mm )

### FEATURES

- Plastic package has Underwriters Laboratory Flammability Classification 94V-O
- For surface mounted applications
- Low profile package
- Built-in strain relief
- Low power loss, High efficiency
- High surge capacity
- For use in low voltage high frequency inverters, free wheeling, and polarity protection applications
- In compliance with EU RoHS 2002/95/EC directives

### MECHANICAL DATA

- Case: TO-252 molded plastic
- Terminals: Solder plated, solderable per MIL-STD-750, Method 2026
- Polarity: As marking
- Standard packaging: 16mm tape (EIA-481)
- Weight: 0.0104 ounces, 0.297 grams.



### MAXIMUM RATINGS AND ELECTRICAL CHARACTERISTICS

Ratings at 25°C ambient temperature unless otherwise specified. Single phase, half wave, 60 Hz, resistive or inductive load.

For capacitive load, derate current by 20%

PARAMETER	SYMBOL	SD820YS	SD830YS	SD840YS	SD850YS	SD860YS	UNITS
Maximum Recurrent Peak Reverse Voltage	$V_{RRM}$	20	30	40	50	60	V
Maximum RMS Voltage	$V_{RMS}$	14	21	28	35	42	V
Maximum DC Blocking Voltage	$V_{DC}$	20	30	40	50	60	V
Maximum Average Forward Current at $T_C = 75^\circ C$	$I_{F(AV)}$	8					A
Peak Forward Surge Current :8.3ms single half sine-wave superimposed on rated load(JEDEC method)	$I_{FSM}$	85					A
Maximum Forward Voltage at 4.0A (Note 1)	$V_F$	0.55			0.75		V
Maximum DC Reverse Current $T_J=25^\circ C$ at Rated DC Blocking Voltage $T_J=100^\circ C$	$I_R$	0.2 20			0.1 20		mA
Typical Thermal Resistance	$R_{\theta JC}$ $R_{\theta JA}$	5.0 80					$^\circ C / W$
Operating Junction Temperature Range	$T_J$	-55 to +125			-55 to +150		$^\circ C$
Storage Temperature Range	$T_{STG}$	-55 to +150					$^\circ C$



# SD820YS~SD860YS

## RATING AND CHARACTERISTIC CURVES

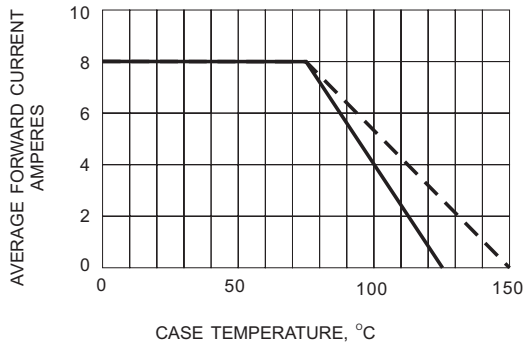


Fig.1- FORWARD CURRENT DERATING CURVE

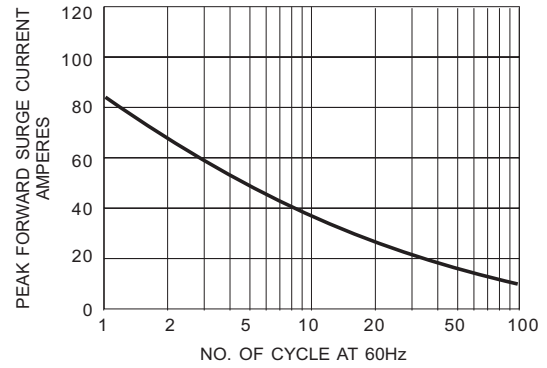


Fig.2- MAXIMUM NON - REPETITIVE SURGE CURRENT

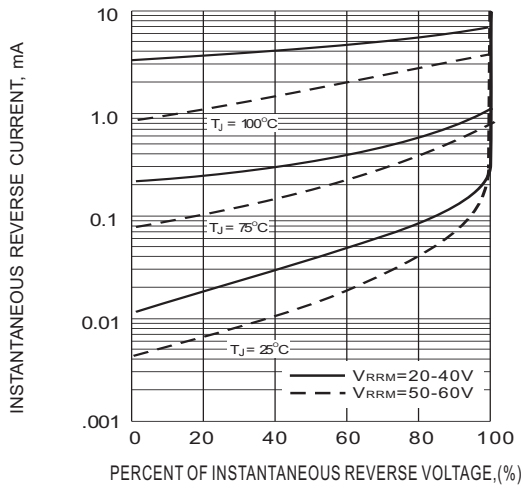


Fig.3- TYPICAL REVERSE CHARACTERISTICS

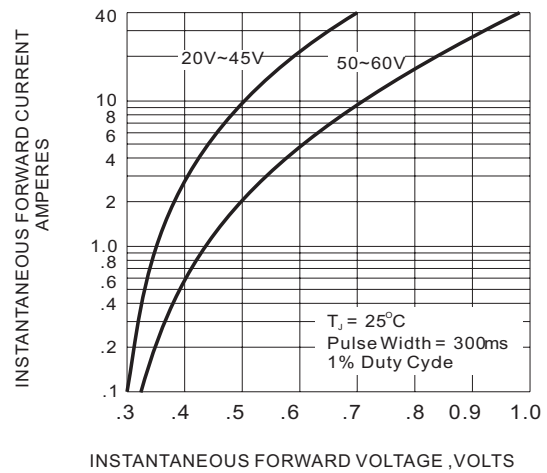
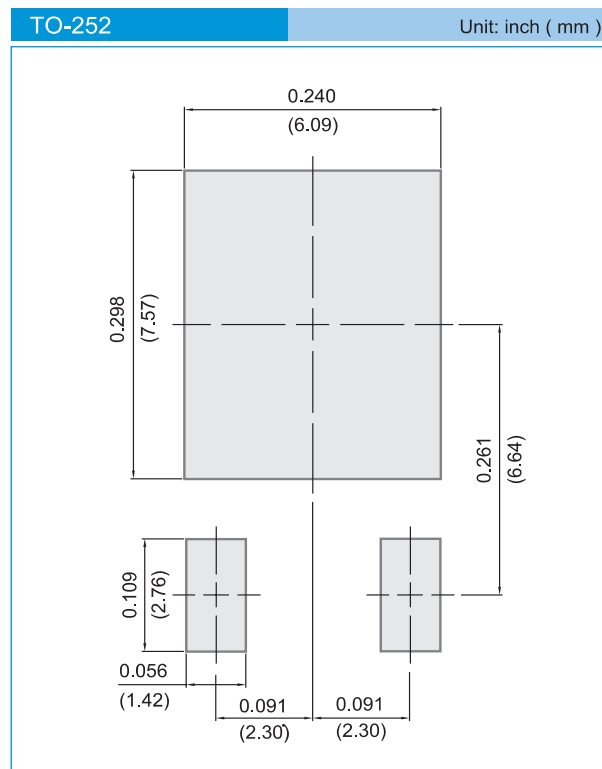


Fig.4- TYPICAL INSTANTANEOUS FORWARD CHARACTERISTICS



# SD820YS~SD860YS

## MOUNTING PAD LAYOUT



### ORDER INFORMATION

- Packing information  
T/R - 3K per 13" plastic Reel

### LEGAL STATEMENT

**Copyright PanJit International, Inc 2009**

The information presented in this document is believed to be accurate and reliable. The specifications and information herein are subject to change without notice. Pan Jit makes no warranty, representation or guarantee regarding the suitability of its products for any particular purpose. Pan Jit products are not authorized for use in life support devices or systems. Pan Jit does not convey any license under its patent rights or rights of others.