

FNM Series

13/32" x 1-1/2" 250Vac Time-delay supplemental fuses



250Vac
1/10 to 30A

Description

Time-delay supplemental fuse.

For superior protection, Bussmann recommends upgrading to Low-Peak Class CC fuses. See data sheet # 1023.

Catalog symbol / color code

- FNM - Green (250Vac maximum voltage)

Ratings

Fuse Amp Range	Interrupting Rating at System Voltage		Agency Information	
	250Vac	125Vac	UL	CSA
1/10 to 1	35A	10kA	X	X
1-1/8 to 3-1/2	100A	10kA	X	X
4 to 10	200A	10kA	X	X
12 to 30	10kA	-	X	X

Agency information

- CE
- UL Listed, Std. 248-14, Guide JDYX; File E19180
- CSA Certified, Class 1422-01, File 53787

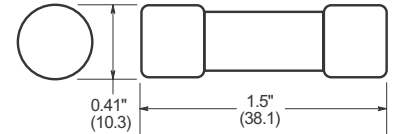
Catalog numbers (amps)

FNM-1/10	FNM-8/10	FNM-2-1/2	FNM-6-1/4
FNM-1/8	FNM-1	FNM-2-8/10	FNM-7
FNM-15/100	FNM-1-1/8	FNM-3	FNM-8
FNM-2/10	FNM-1-1/4	FNM-3-2/10	FNM-9
FNM-1/4	FNM-1-4/10	FNM-3-1/2	FNM-10
FNM-3/10	FNM-1-1/2	FNM-4	FNM-12
FNM-4/10	FNM-1-6/10	FNM-4-1/2	FNM-15
FNM-1/2	FNM-1-8/10	FNM-5	FNM-20
FNM-6/10	FNM-2	FNM-5-6/10	FNM-25
FNM-3/4	FNM-2-1/4	FNM-6	FNM-30

Carton quantity

Amps	Qty.
1/10 to 30	10

Dimensions - in (mm)



Features

- Color coded green for 250Vac maximum voltage rating
- Melamine tube construction
- Nickel-plated brass endcaps

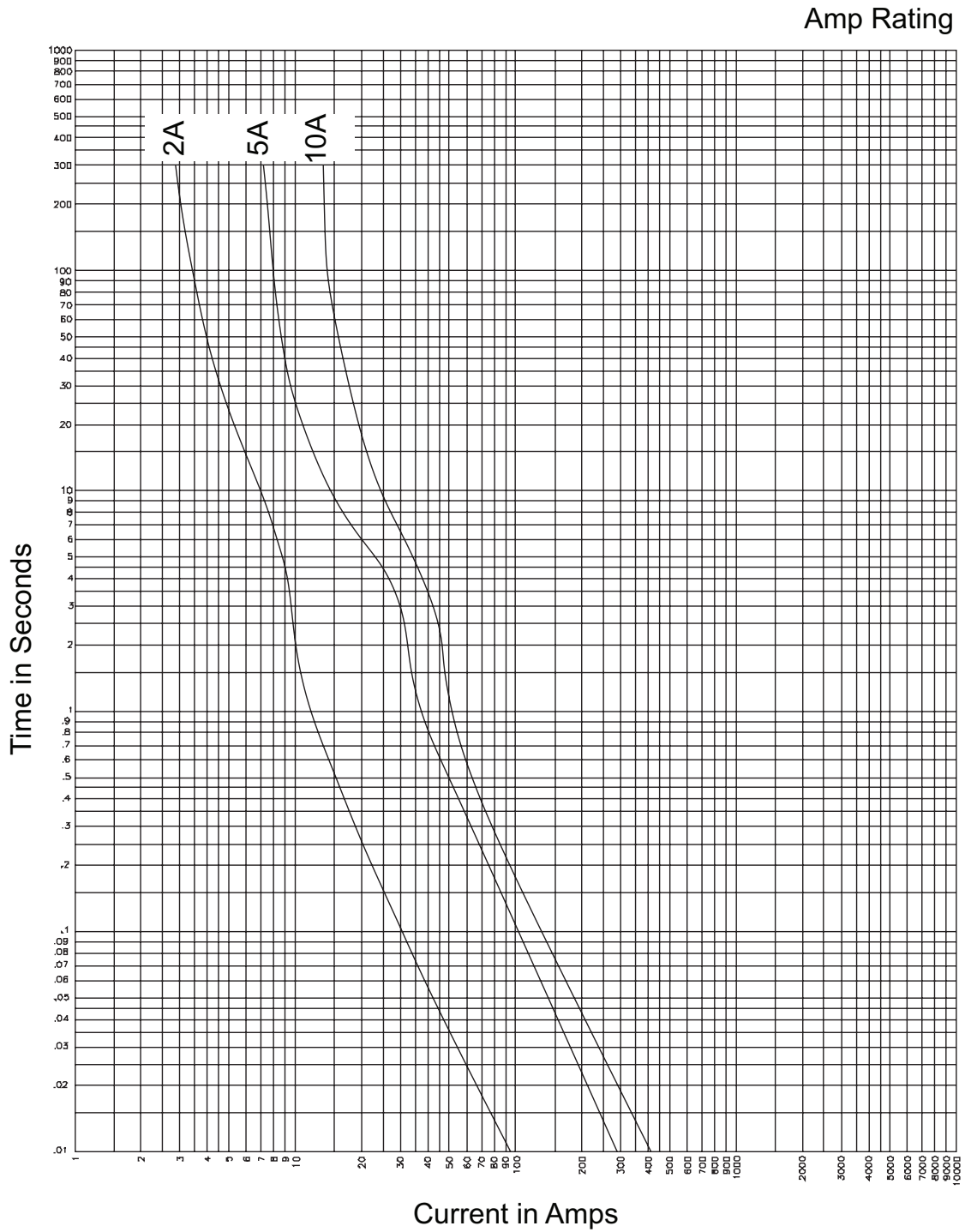
Typical applications

- Circuits with high inrush currents (motor/transformer loads)
- Supplemental protection for 125Vac and 250Vac inductive circuits.

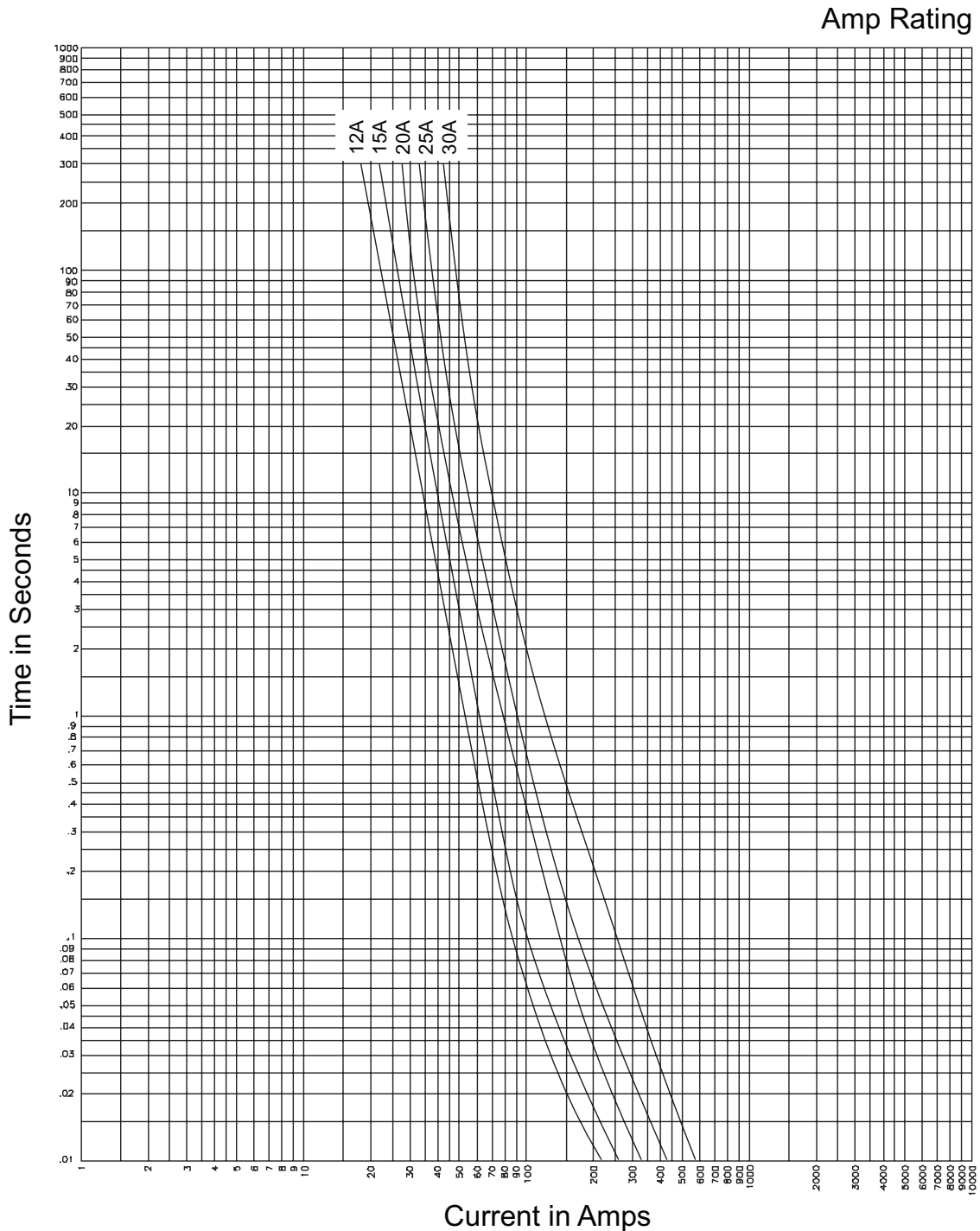
Recommended fuse blocks/fuse holders

Series	Description	Data Sheet #
Blocks		
BMM Series	1-, 2- & 3-Pole modular blocks with optional covers	10235
BM Series	1-, 2- & 3-Pole blocks	1104
DIN-Rail Holders / Switches		
CCP_-30M	1-, 2- & 3-Pole switch	1157
CHM Series	1-, 2- & 3-Pole	3185
Optima NG	3-Pole protection module	1109
Optima	3-Pole holder	1102
Optima	3-Pole holder + switch	1103
Panel Mount Holders		
HPM & HPM-D	1-Pole holder	2112
HPC-D	1-Pole holder	2109
HPS2	2-Pole holder	2140
HPF, HPF-C & HPF-WT	1-Pole holder	2114
HPS	1-Pole holder	2113
HPG & HPD	1-Pole holder	2108
In-line Holders		
HEB	1-Pole holder	2127
HEX	2-Pole holder	2126
Fuseclips		
1A3400, 5956 & 5960 Series	PCB Fuseclips	2132
Fuse Covers		
SAMI-7	Finger-safe fuse cover	1204

Time-current characteristic curves – total clearing



Time-current characteristic curves – average melt



The only controlled copy of this Data Sheet is the electronic read-only version located on the Bussmann Network Drive. All other copies of this document are by definition uncontrolled. This bulletin is intended to clearly present comprehensive product data and provide technical information that will help the end user with design applications. Bussmann reserves the right, without notice, to change design or construction of any products and to discontinue or limit distribution of any products. Bussmann also reserves the right to change or update, without notice, any technical information contained in this bulletin. Once a product has been selected, it should be tested by the user in all possible applications.

Eaton's Bussmann Business
 114 Old State Road
 Ellisville, MO 63021
 United States
www.Bussmann.com



© 2014 Eaton
 All Rights Reserved
 Publication No. 2028 - BU-SB14291
 April 2014

Eaton is a registered trademark.
 All other trademarks are property of their respective owners.