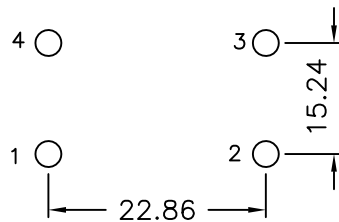
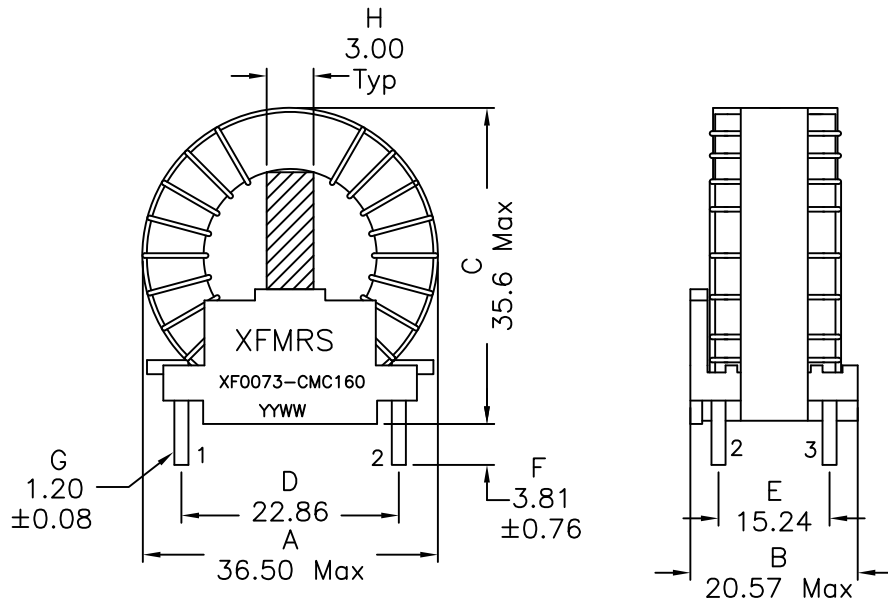
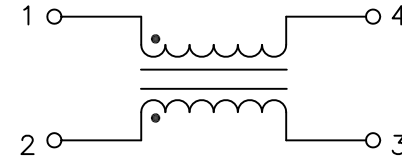


## 1. Mechanical Dimensions:



(SUGGESTED FOOTPRINT)

## 2. Schematic:



## 3. Electrical Specifications: @25°C

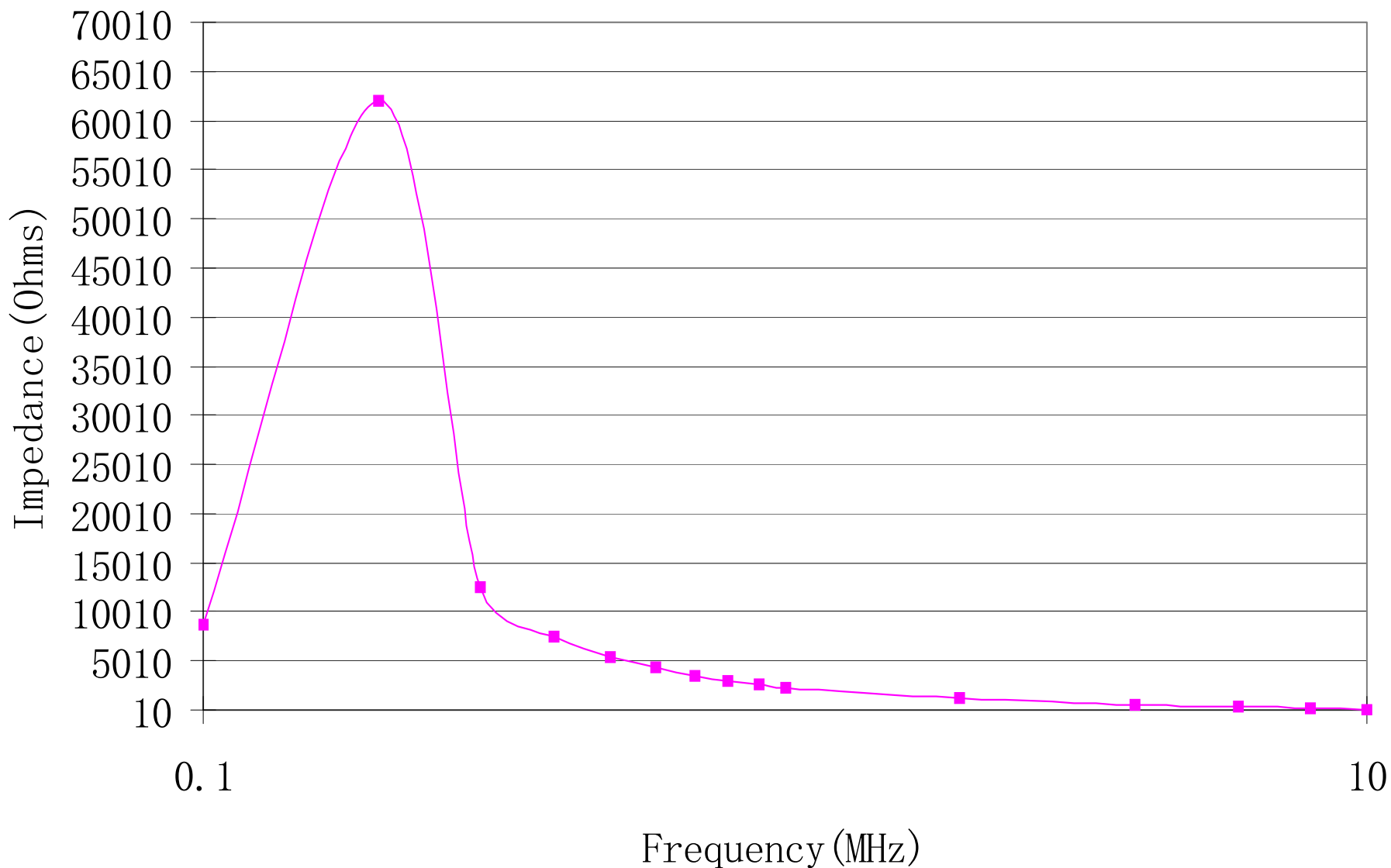
- OCL: 7.0mH Min @100KHz 0.1V, Each Wdg  
3.8mH Min @100KHz 0.1V -40°C
- LL: 100uH Max @100KHz 0.1V (short opposite wdg)
- Rated Current: 2.0Arms
- SRF: 225KHz Typ
- DCR: 0.150 Ohms Max, Each Wdg
- Q: 4 Min @100KHz 0.1V, Each Wdg
- Isolation: 1250Vac, Wdg to Wdg

### Notes:

- Solderability: Leads shall meet MIL-STD-202G, Method 208H for solderability.
- Flammability: UL94V-0
- ASTM oxygen index: > 28%
- Insulation System: Class F 155°C. UL file E151556
- All listed parameters are to be within tolerance from -40°C to +85°C unless otherwise noted.
- Storage Temperature Range: -55°C to +125°C
- Aqueous wash compatible
- Electrical and mechanical specifications 100% tested
- RoHS Compliant Component

DOC. REV: A/4

<b>XFMRS Inc</b> <a href="http://www.XFMRS.com">www.XFMRS.com</a>	Title: <b>Common Mode Choke</b>		
	UNLESS OTHERWISE SPECIFIED TOLERANCES: .xx ±0.20 Dimensions in mm	P/N: XF0073-CMC160	REV. A
SHEET 1 OF 2	APP.	YK Liao	Feb-25-13



DOC. REV: A/4

<b>XFMRs Inc</b> www.XFMRs.com	Title: <b>Common Mode Choke</b>		
	UNLESS OTHERWISE SPECIFIED TOLERANCES: .xx ±0.20 Dimensions in mm	P/N: XF0073-CMC160	REV. A
SHEET 2 OF 2	DWN.	Yuan	Feb-25-13
	CHK.	YK Liao	Feb-25-13
	APP.	BW	Feb-25-13

**PROPRIETARY**

Document is the property of XFMRs Group & is not allowed to be duplicated without authorization.