

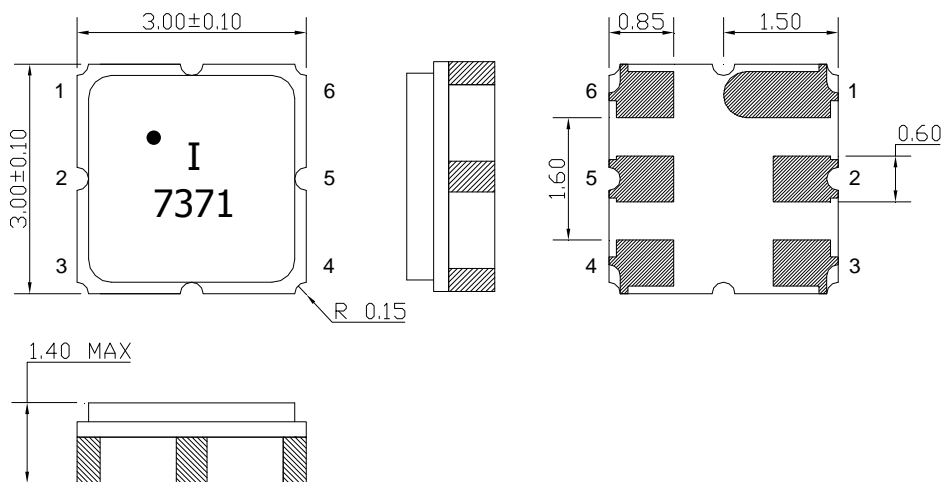
SAW Bandpass Filter F7371



Features

- RF Bandpass Filter
- High attenuation
- No matching 50Ω single-ended operation
- Ceramic Surface Mounted Device (SMD) Package (3.0 mm * 3.0 mm)
- RoHS Compliant

Package Dimensions



Dimensions shown are nominal in millimeters

Body : Al₂O₃ Ceramic

Lid : Kovar, Ni Plated

Terminations : Au plating 0.3 ~ 1.0 um, Over a 1.27 ~ 8.89 um
Ni Plating


Pin Configuration

2	Input
5	Output
1, 3, 4, 6	Case ground

Maximum Ratings

Parameter	Unit	Minimum	Typical	Maximum
Operating Temperature Range	℃	0	25	50
Storage Temperature Range	℃	-30	25	85
Power Handling Capability	dBm	-	-	10

Electrostatics Sensitive Device (ESD)

	ITF Co., Ltd. 102-901, Bucheon Technopark 364, Samjeong-Dong, Ojeong-Gu, Bucheon-City, Gyeonggi-Do, Korea 421-809	Part No.	F7371	
		Rev. Date	2012-06-01	
		Rev.	NCNE02-AS 01	1/7

SAW Bandpass Filter F7371




Specifications

$F_c = 737.0 \text{ MHz}$

	Minimum	Typical	Maximum	Unit
Center Frequency (F_c)	-	737.0	-	MHz
Insertion Loss (728~746 MHz)	-	2.0	3.5	dB
Amplitude Ripple (728~746 MHz)	-	0.6	1.5	dBp-p
VSWR (728~746 MHz)	-	1.5	2.3	
Relative Attenuation				
637.0 ~ 692.0 MHz	40	52	-	dB
782.0 ~ 837.0 MHz	35	43	-	
Input/Output Impedance		50		Ohms

Notes :

- 1) All specifications are based on the matching schematic shown below, measured by Agilent Network analyzer and full 2 port calibration.
- 2) Electrical margin has been built into the design to account for the variations due to temperature drift and manufacturing tolerances


 Integrated Technology Future	ITF Co., Ltd. 102-901, Bucheon Technopark 364, Samjeong-Dong, Ojeong-Gu, Bucheon-City, Gyeonggi-Do, Korea 421-809	Part No.	F7371	
		Rev. Date	2012-06-01	
		Rev.	NCNE02-AS 01	2/7

SAW Bandpass Filter F7371



Matching Schematic

(Actual matching values may vary due to PCB layout and parasitics)



Marking Configuration

●¹⁾
I²⁾
7371³⁾

1) Pad Number 1 Index

2) Manufacturer name

3) Marking Number

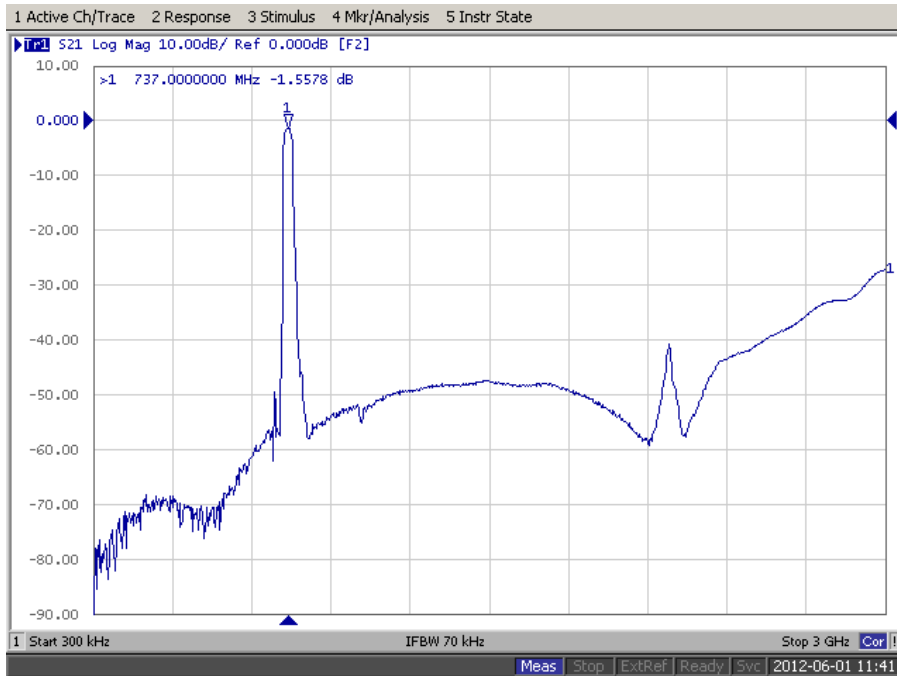
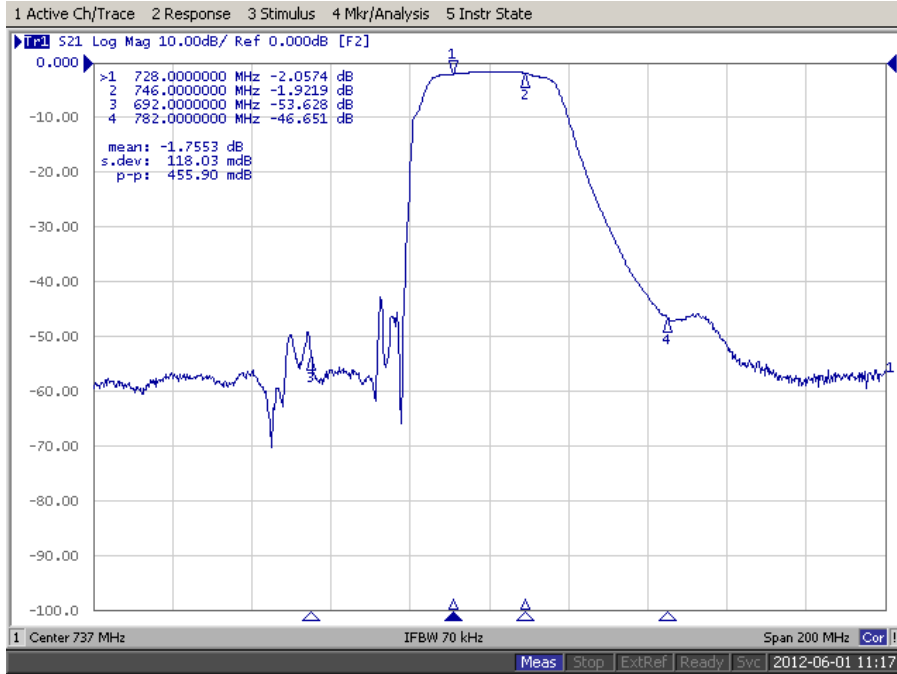
* Ink or Laser Marking available


	ITF Co., Ltd. 102-901, Bucheon Technopark 364, Samjeong-Dong, Ojeong-Gu, Bucheon-City, Gyeonggi-Do, Korea 421-809	Part No.	F7371	
		Rev. Date	2012-06-01	
		Rev.	NCNE02-AS 01	3/7

SAW Bandpass Filter F7371



Typical Performance (at 25°C)

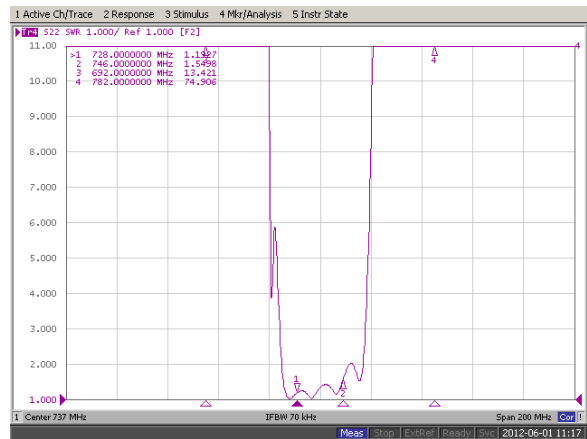
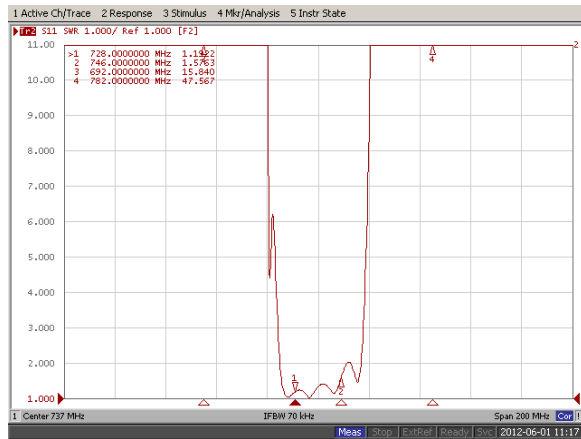


 Integrated Technology Future	ITF Co., Ltd. 102-901, Bucheon Technopark 364, Samjeong-Dong, Ojeong-Gu, Bucheon-City, Gyeonggi-Do, Korea 421-809	Part No.	F7371	
		Rev. Date	2012-06-01	
		Rev.	NCNE02-AS 01	4/7

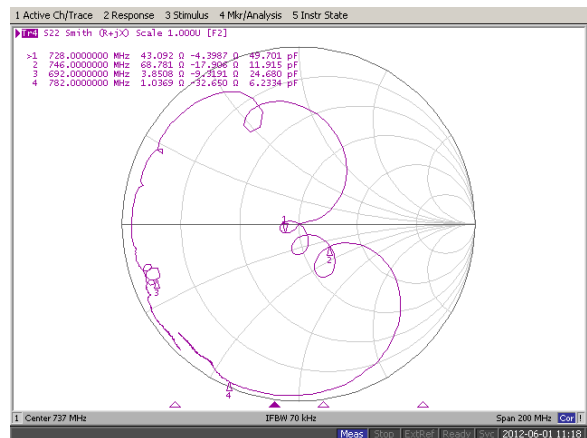
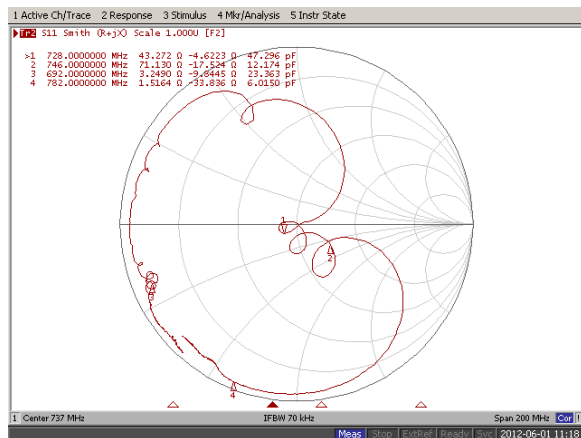
SAW Bandpass Filter F7371



Input / Output VSWR Charts



Input / Output Smith Charts



ITF Co., Ltd.
 102-901, Bucheon Technopark 364,
 Samjeong-Dong, Ojeong-Gu, Bucheon-City,
 Gyeonggi-Do, Korea 421-809

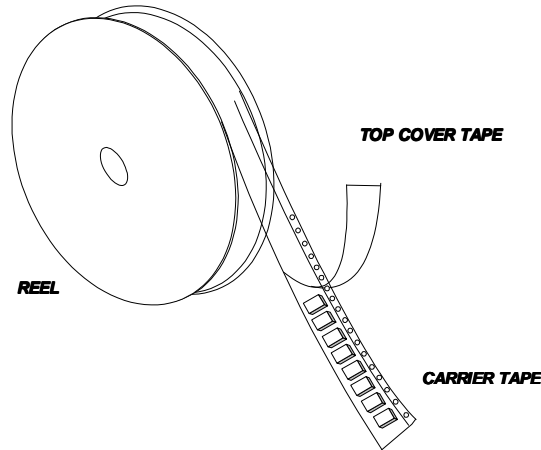
Part No.	F7371	
Rev. Date	2012-06-01	
Rev.	NCNE02-AS 01	5/7

SAW Bandpass Filter F7371



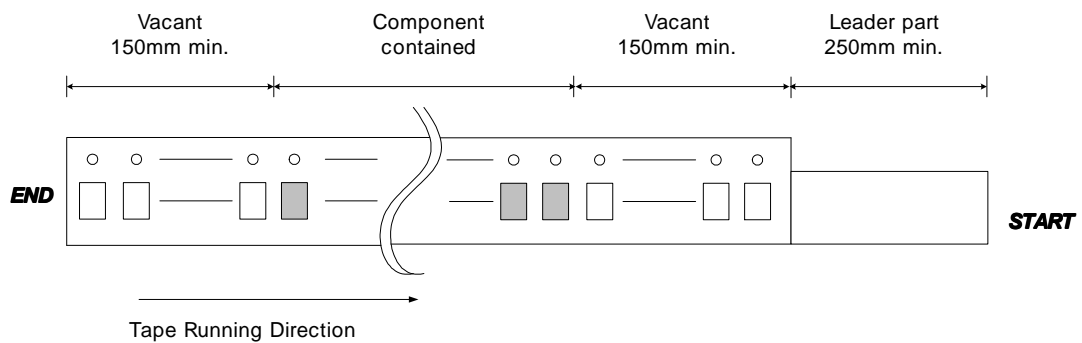
Packing Specification

1. Reeling Quantity : 3000 pcs / 13" reel (or 1000 pcs / 7" reel)
2. Taping Structure : The tape shall be wound around the reel in the direction shown below.



Tape Specification

1. Leader part and vacant position specification

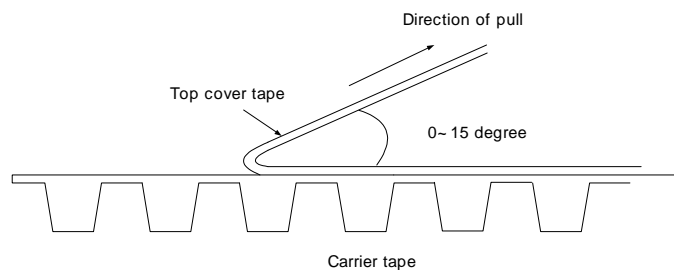


2. Tensile strength of carrier tape

4.4N/mm width

3. Top cover tape adhesion

- 1) pull off angle : 0~15°
- 2) speed : 300mm/min
- 3) force : 20~70g

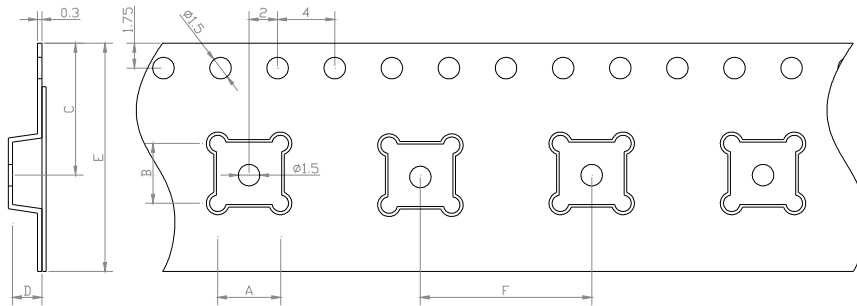


	ITF Co., Ltd. 102-901, Bucheon Technopark 364, Samjeong-Dong, Ojeong-Gu, Bucheon-City, Gyeonggi-Do, Korea 421-809	Part No.	F7371	
		Rev. Date	2012-06-01	
		Rev.	NCNE02-AS 01	6/7

SAW Bandpass Filter F7371

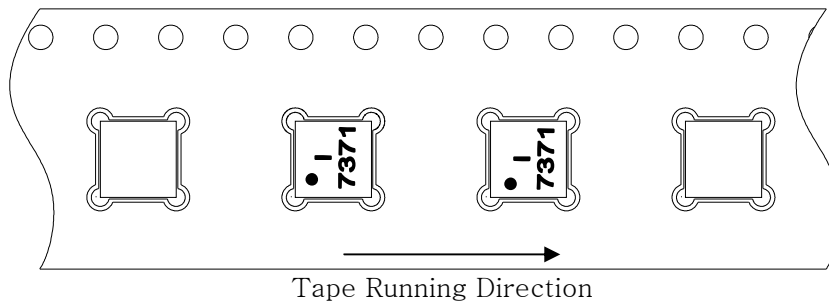


Carrier Tape Dimensions [unit : mm]

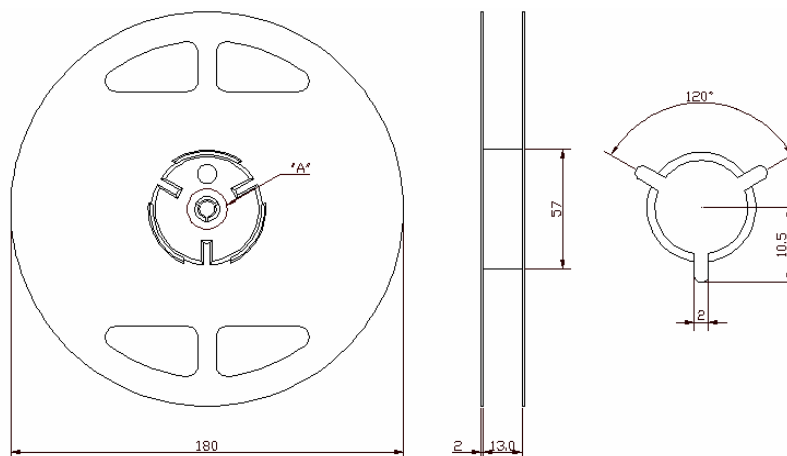


A	3.40 ± 0.1
B	3.40 ± 0.1
C	7.25 ± 0.1
D	1.70 ± 0.1
E	12.00 ± 0.1
F	8.00 ± 0.1

Part Direction



Reel Dimensions [unit : mm]



	ITF Co., Ltd. 102-901, Bucheon Technopark 364, Samjeong-Dong, Ojeong-Gu, Bucheon-City, Gyeonggi-Do, Korea 421-809	Part No.	F7371	
		Rev. Date	2012-06-01	
		Rev.	NCNE02-AS 01	7/7