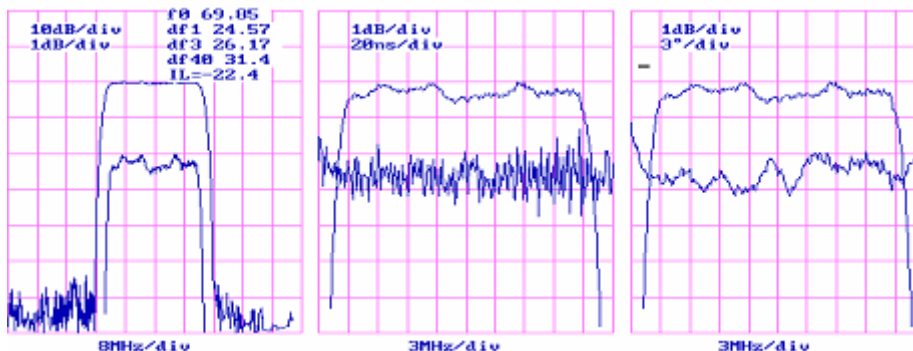




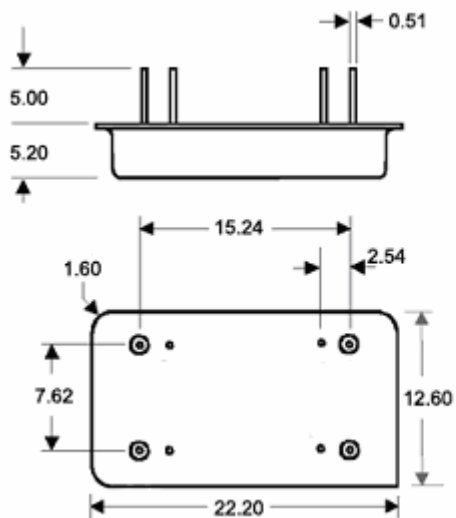
## LBN7008 SAW Filter Electrical Characteristic

<i>Specifications</i>				
Parameter	Unit	Minimum	Typical	Maximum
<b>Center Frequency</b>	MHz	69.8	70	70.2
<b>Insertion Loss</b>	dB		22.4	25.5
<b>1 dB Bandwidth</b>	MHz	24.5	24.56	
<b>3 dB Bandwidth</b>	MHz	26.0	26.1	
<b>40 dB Bandwidth</b>	MHz		31.4	34.0
<b>Passband Variation</b>	dB		0.5	1.0
<b>Phase Linearity</b>	degrees		3.5	6
<b>Group Delay Variation</b>	nsec		30	35
<b>Absolute Delay</b>	usec		1.4	
<b>Ultimate Rejection</b>	dB	50	60	
<b>Substrate Material</b>		128-LiNbO <sub>3</sub>		
<b>Ambient Temperature</b>	° C	25		
<b>Package Size</b>		DIP2212 (22.2x12.6x5.2mm <sup>3</sup> )		

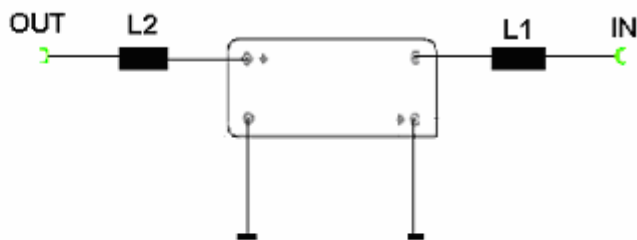
### *Typical Performance*



### *Package Outline*



### *Matching Configuration*



L1=397nH L2=338nH

Source/Load Impedance=50 ohm

Notes - Component values may change depending on board layout.