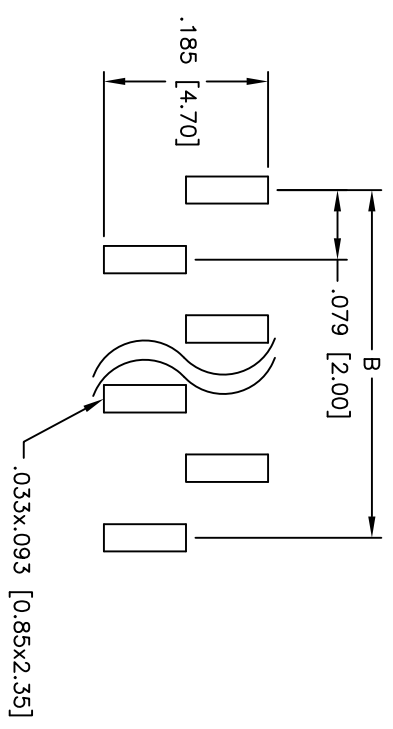
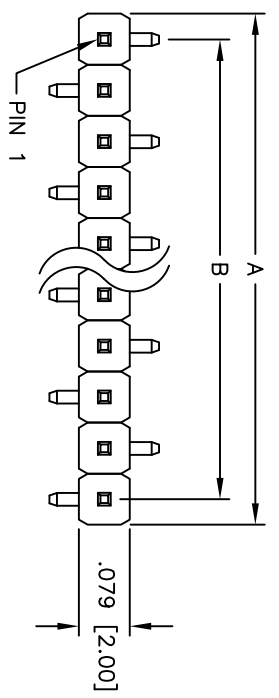
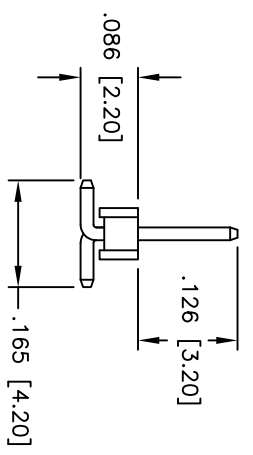
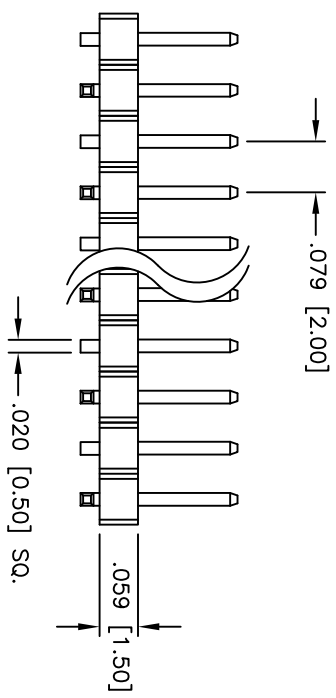


Rev	AWO #	Description	Date	Appr
-		RELEASED	4/26/10	

APPROVED: _____
 DATE: _____ TITLE: _____



RECOMMENDED
PCB LAYOUT



SPECIFICATIONS:
 Material: Insulator: Nylon 6T, rated UL 94V-0
 Insulator color: Black
 Contacts: Brass
 Plating: Gold flash over Nickel underplate on contact area, Tin over Copper underplate on tails.
 Electrical: Operating voltage: 250 VAC max
 Current rating: 1 Amp max
 Contact resistance: 20 mohms max
 Insulation resistance: 5,000 Mohms min @ 500 VDC
 Dielectric withstanding voltage: 1,000 VAC for 1 minute
 Temperature Rating: Operating temperature: -55°C to +105°C
 Environmental: Lead free, RoHS compliant
 Recommended soldering temp: 260°C for 5 seconds

Positions: 1 thru 40
 A = .079 [2.00] x No. of Positions
 B = .079 [2.00] x No. of Spaces

UNLESS OTHERWISE SPECIFIED
ALL DIMENSIONS ARE INCHES [MM]
TOLERANCES: EXCEPT AS NOTED

INCHES	HOLES
.X ± .10	ØX ± .10
.XX ± .020	ØXX ± .015
.XXX ± .015	ØXXX ± .010

APPROVALS

DRAWN	DY	4/26/10
CHECKED		
APPROVED		

ADAM TECH
 909 Rahway Avenue, Union, NJ 07083
 Phone: 908-687-5000 Fax: 908-687-5710

TITLE: .079 [2.00] SINGLE ROW PIN HEADER
 SURFACE MOUNT, .126" MATING LENGTH

SIZE: X
 PART NO.: 2PH1-XX-SGB-.126-SMT-A
 SCALE: NTS
 SHEET 1 OF 1

