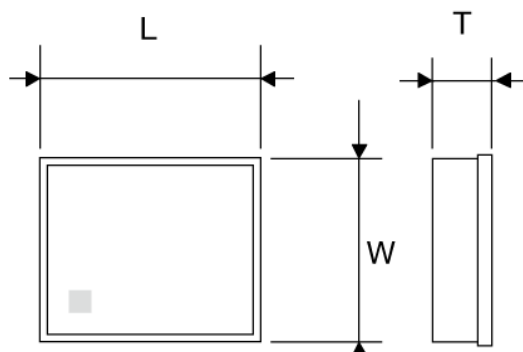


## SAW Filter

## FAR-F6KB-1G8625-B4GT



## ■ Features

- Item Summary  
W-CDMA , Rx, 504
- Lifecycle Stage  
Mass Production
- Standard packaging quantity (minimum)  
Taping Embossed 3000 , 15000pcs

## ■ Products characteristics table

Temperature Range	-30 to +85°C
Band(3GPP)	B9
Use	WCDMA / CDMA
Transmitting / Receiving	Rx Filter
Insertion Loss	2.1 dB
Attenuation	40dB
RoHS Compliance	Yes
Halogen Free	Yes
Soldering Method	Reflow

## ■ External Dimensions

L	1.4mm +0.1:-0.1
W	1.0mm +0.1:-0.1
T	0.5mm max

2015.06.03

The data is reference only. Electrical characteristics vary depending on environment or measurement condition.  
 TAIYO YUDEN reserves the right to make change to the Date at any time without notice.  
 Before making final selection, please check product specification.



MSL1

\* Pb Free Part

Customer Name	<b>Standard specification</b>	TAIYO YUDEN Mobile Technology Co.,Ltd.	
System	W-CDMA IX (1.7G) Rx	Date	March 31, 2010
Part Number	FAR-F6KB-1G8625-B4GT	Version 1.0a	

**Table 1 Electrical Specification****Pass Band (1844.9 ~1880 MHz)**

Item	Condition	Value			Unit	Remarks
		Min.	Typ.	Max.		
Insertion Loss	1844.9-1880 MHz	-	2.1	2.7	dB	
Ripple	1844.9-1880 MHz	-	0.4	1.0	dB	
Absolute attenuation	DC-1577MHz	30	52	-	dB	
	1749.9-1785MHz	33	40	-	dB	
	1920-1980 MHz	20	35	-	dB	
	2110-2170 MHz	35	45	-	dB	
	3689.8-3760 MHz	38	53	-	dB	
	5534.7-5640 MHz	25	40	-	dB	
VSWR(unbal.)	1844.9-1880 MHz	-	2.0	2.5	-	
VSWR(bal.)	1844.9-1880 MHz	-	2.0	2.5	-	
Amplitude balance( S <sub>21</sub> /S <sub>31</sub>  )	1844.9-1880 MHz	-2.0	-0.8/-1.2	-2.0	dB	
Phase balance(( $\Phi$ S <sub>21</sub> - $\Phi$ S <sub>31</sub> )+180)	1844.9-1880 MHz	-16	-8.8/+1.5	+16	deg.	
Input Power	-	TBD			dBm	Pass Band
Input impedance	-	50			ohm	
Output impedance	-	100//18nH			ohm	
Operating temperature		-30 to +85			°C	
Device size (L x W x H)		1.4typ.x1.0typ.x0.5max.			mm	SMD



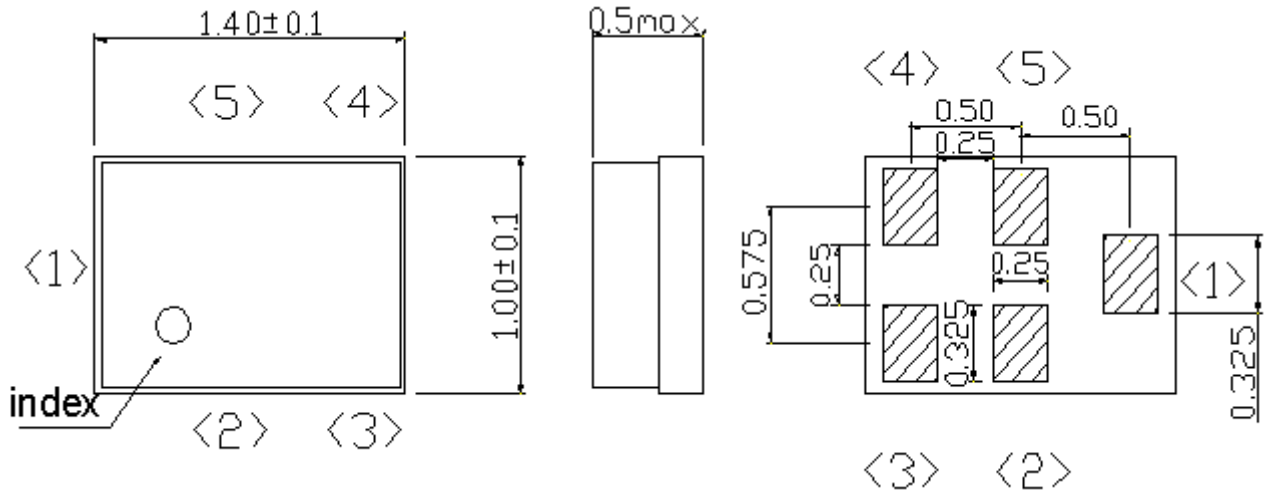
MSL1

\* Pb Free Part

Customer Name	Standard specification	TAIYO YUDEN Mobile Technology Co.,Ltd.	
System	W-CDMA IX (1.7G) Rx	Date	March 31, 2010
Part Number	FAR-F6KB-1G8625-B4GT	Version 1.0a	

### Dimensions

Device size: 1.4typ. x 1.0typ. x 0.5max.

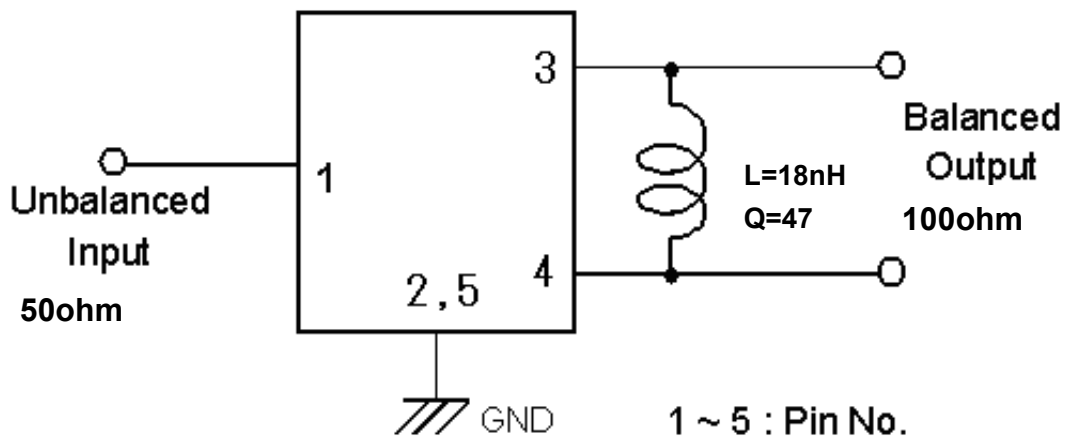


Unit : mm

### Pin Configuration

Pin No.	Pin name	Description
1	IN	Unbalanced pin
2	GND	Ground
3	OUT	Balanced pin
4	OUT	Balanced pin
5	GND	Ground

### Evaluation Circuit

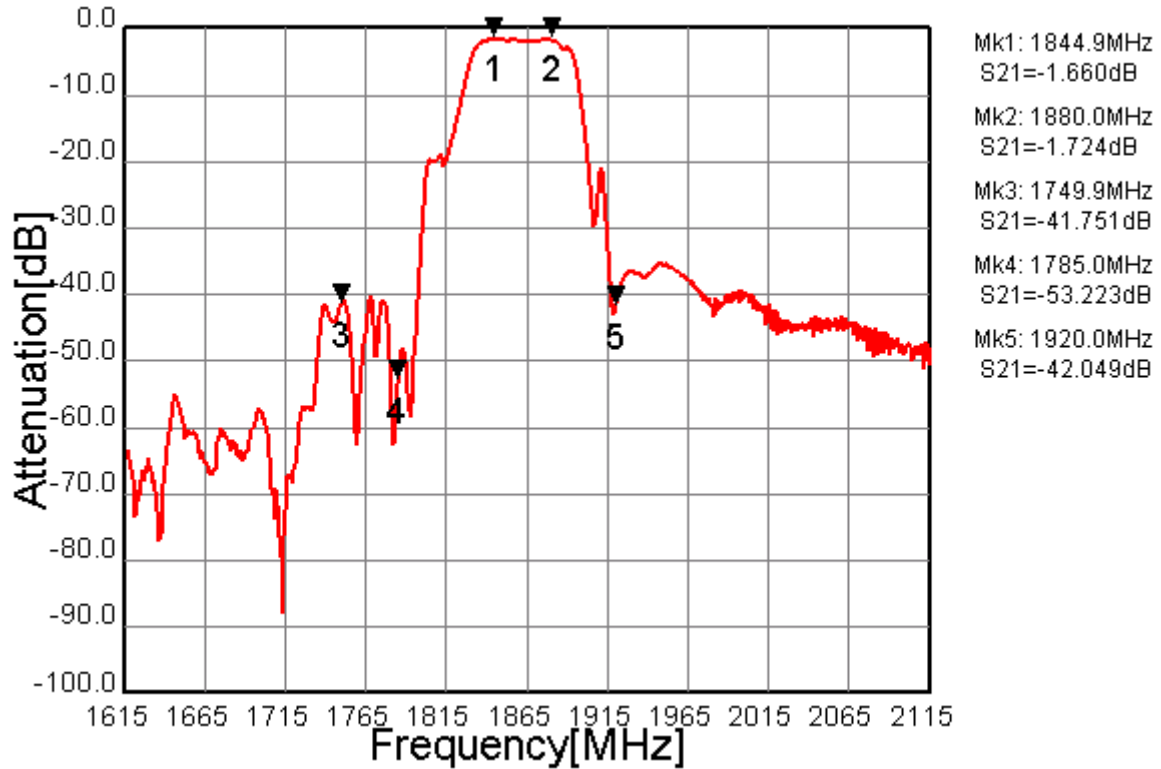




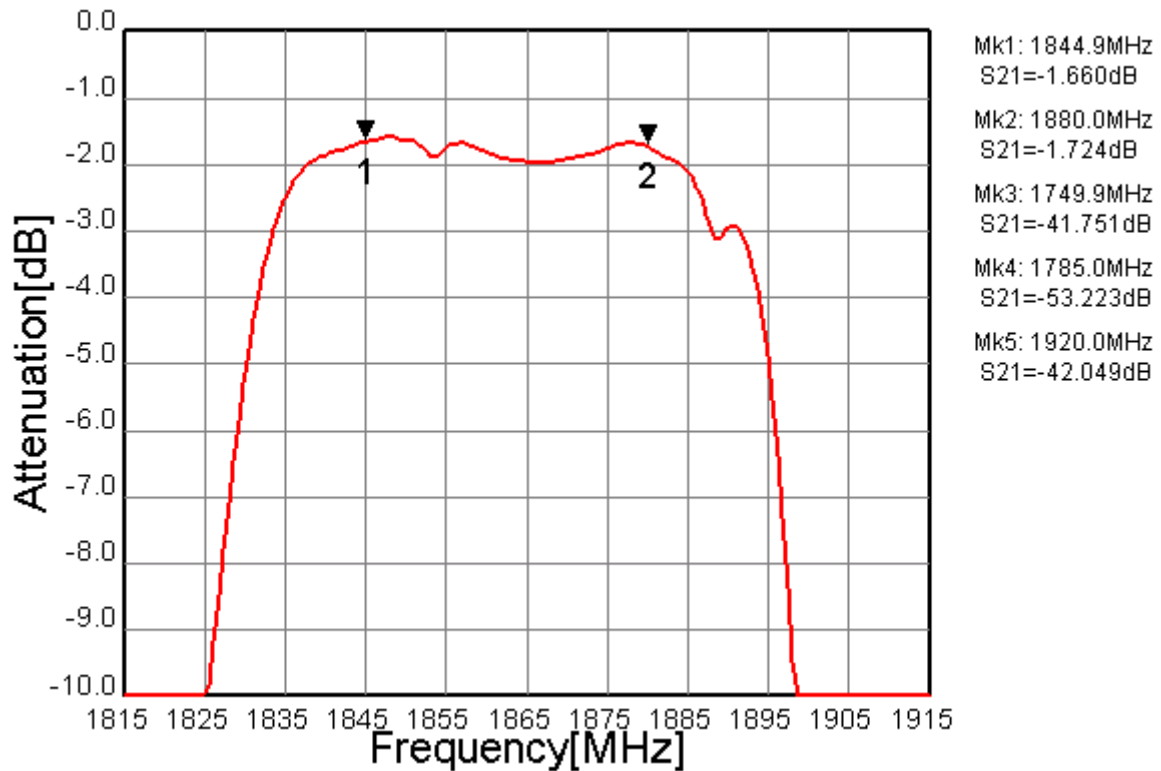
MSL1

\* Pb Free Part

Customer Name	Standard specification	TAIYO YUDEN Mobile Technology Co.,Ltd.	
System	W-CDMA IX (1.7G) Rx	Date	March 31, 2010
Part Number	FAR-F6KB-1G8625-B4GT	Version 1.0a	



**Fig.1 Pass-band Characteristics**



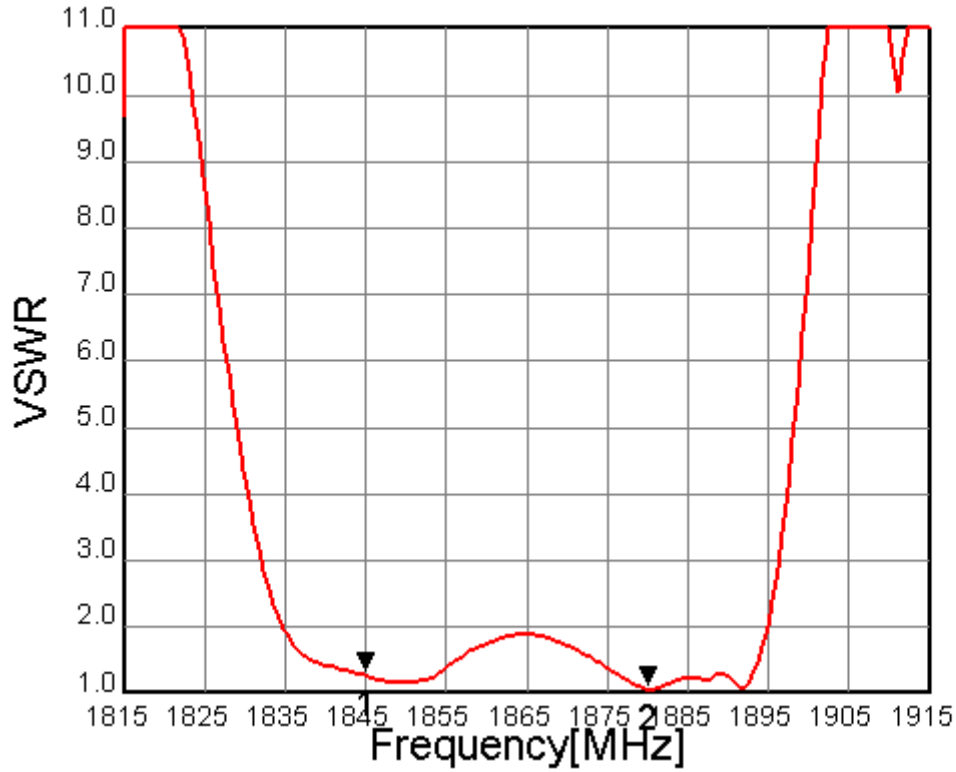
**Fig.2 In-band Characteristics**



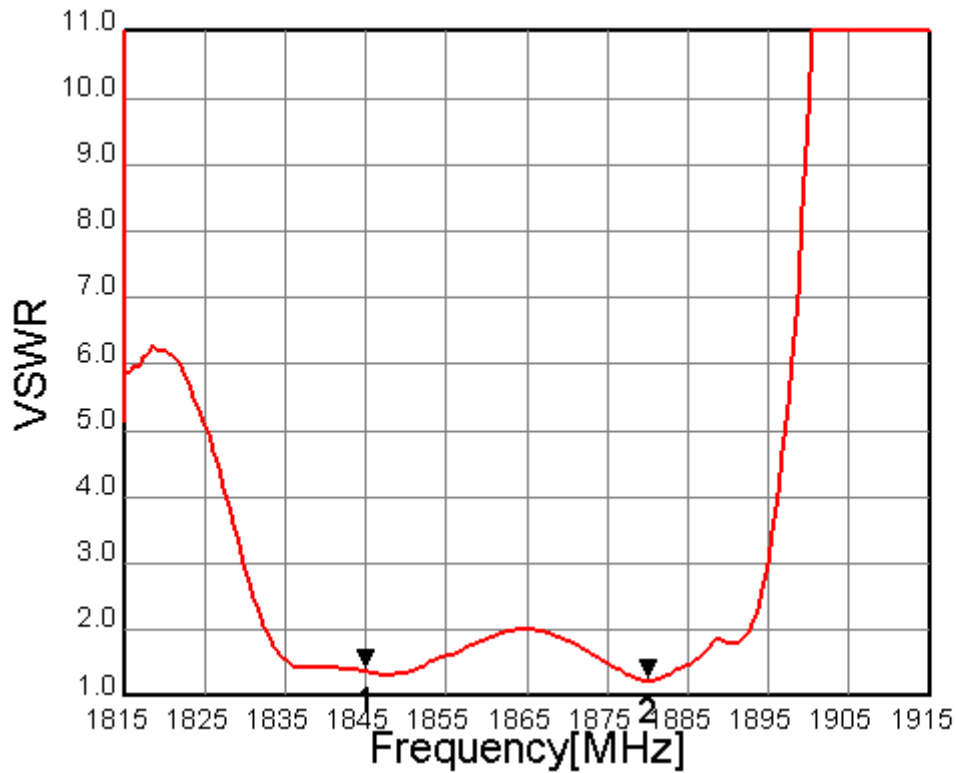
MSL1

\* Pb Free Part

Customer Name	Standard specification	TAIYO YUDEN Mobile Technology Co.,Ltd.	
System	W-CDMA IX (1.7G) Rx	Date	March 31, 2010
Part Number	FAR-F6KB-1G8625-B4GT	Version 1.0a	



**Fig.3 VSWR (unbal)**



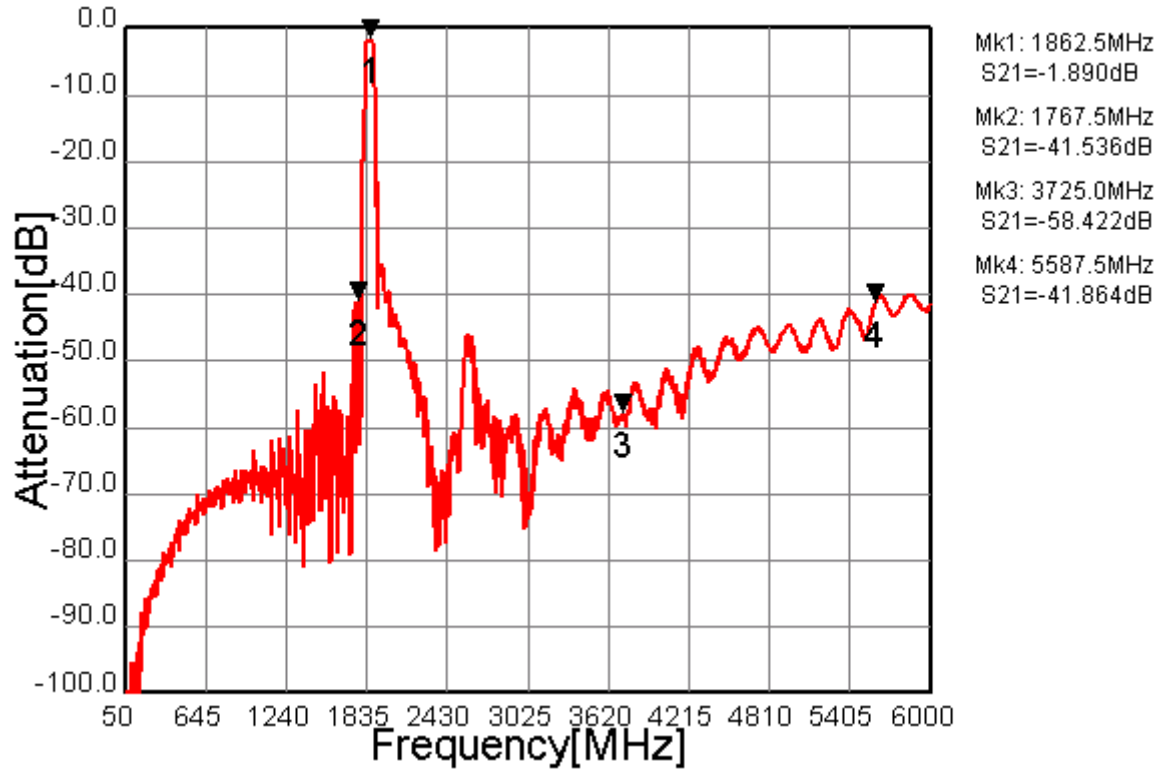
**Fig.4 VSWR(bal)**



MSL1

\* Pb Free Part

Customer Name	Standard specification	TAIYO YUDEN Mobile Technology Co.,Ltd.	
System	W-CDMA IX (1.7G) Rx	Date	March 31, 2010
Part Number	FAR-F6KB-1G8625-B4GT	Version 1.0a	



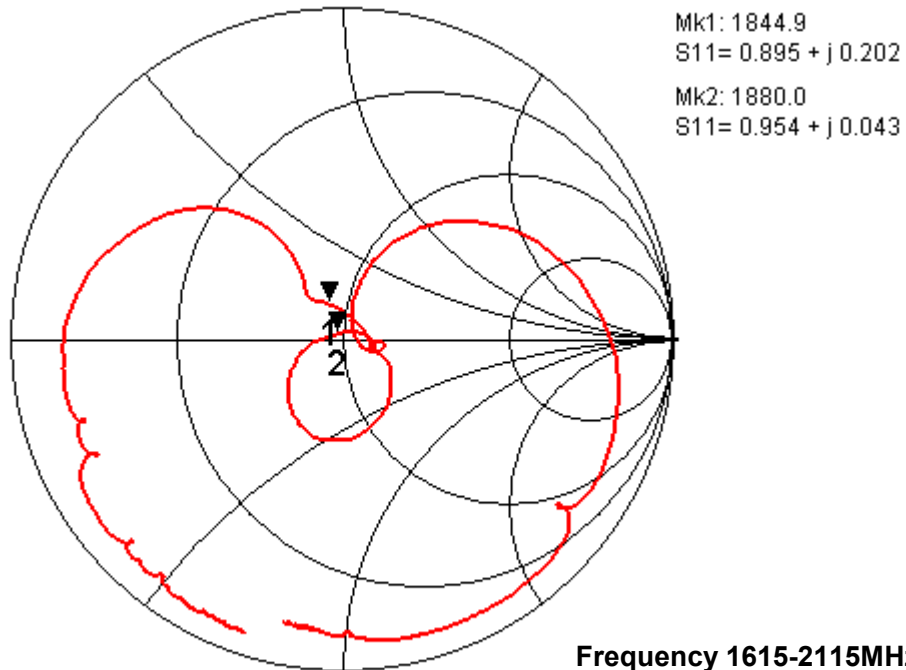
**Fig.5 Wide-band Characteristics**



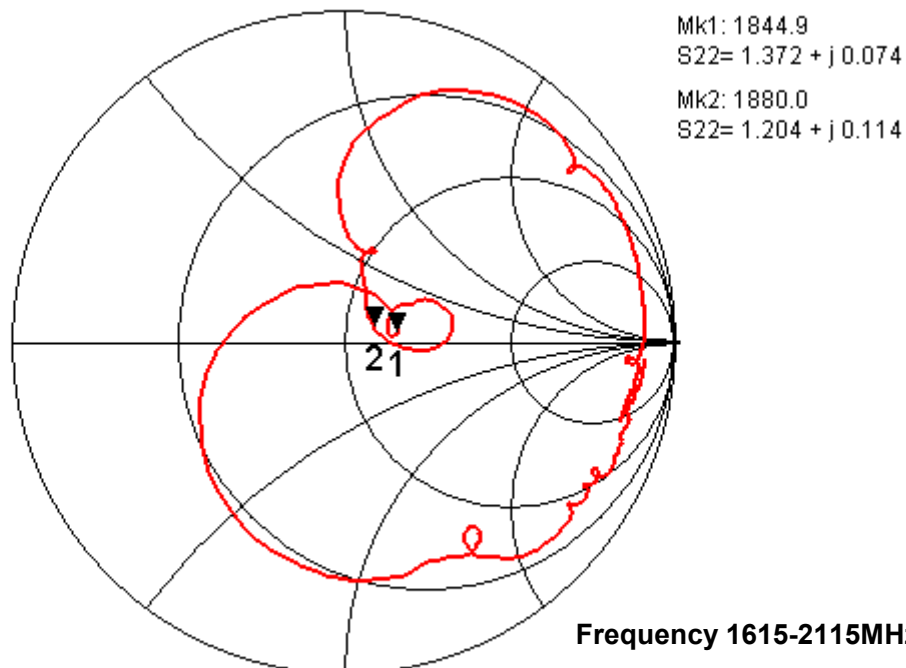
MSL1

\* Pb Free Part

Customer Name	Standard specification	TAIYO YUDEN Mobile Technology Co.,Ltd.	
System	W-CDMA IX (1.7G) Rx	Date	March 31, 2010
Part Number	FAR-F6KB-1G8625-B4GT	Version 1.0a	



**Fig.6 Impedance (unbal)**



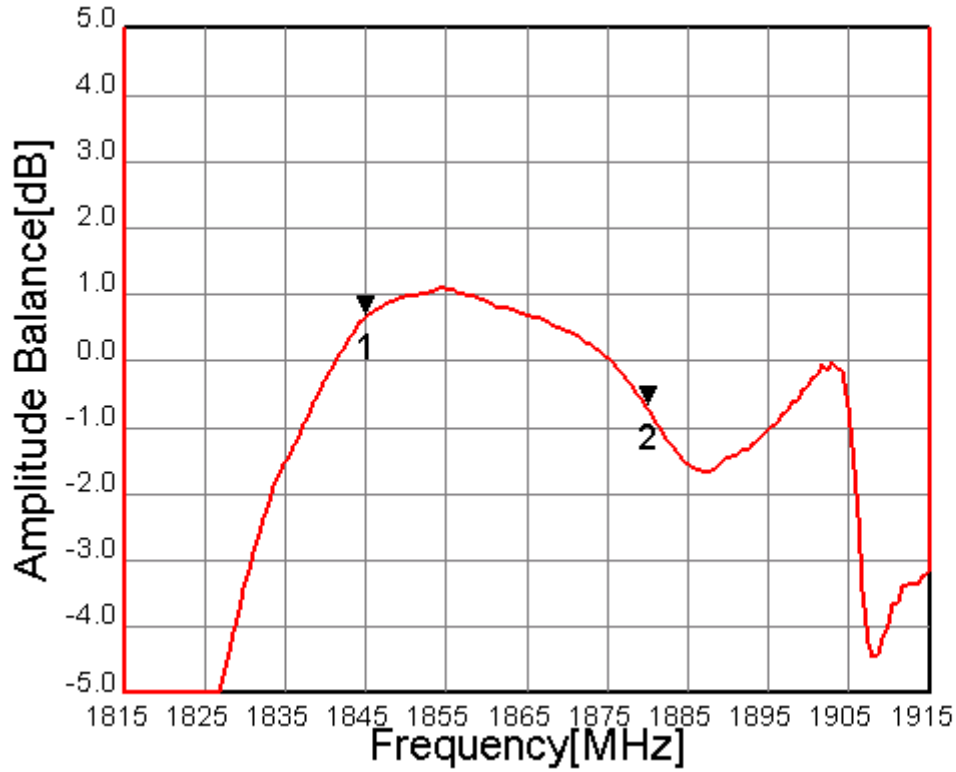
**Fig.7 Impedance (bal)**



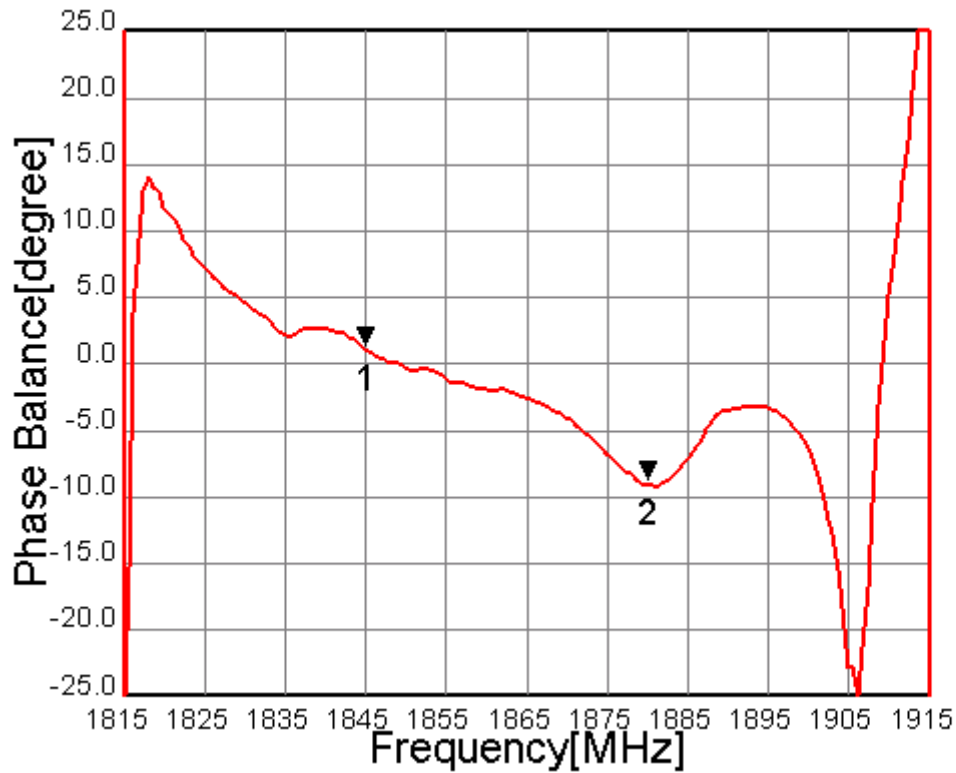
MSL1

\* Pb Free Part

Customer Name	Standard specification	TAIYO YUDEN Mobile Technology Co.,Ltd.	
System	W-CDMA IX (1.7G) Rx	Date	March 31, 2010
Part Number	FAR-F6KB-1G8625-B4GT	Version 1.0a	



**Fig.8 Amplitude Balance**



**Fig.9 Phase Balance**