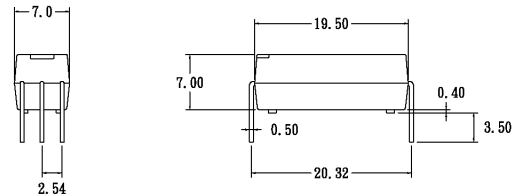
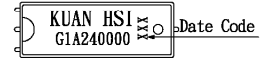


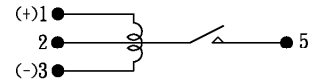
Features

1. Molded epoxy body
2. Sealed construction permits automatic flow soldering and cleaning.
3. High reliability relays.
4. Cost effective.

Outside Dimension:Unit (mm)



Schematic:Top View



Coil Ratings

(AT 20°C)

Parameter	Rating	Unit
Coil Resistance	2080	Ω ($\pm 10\%$)
Nominal Coil Voltage	24	VDC
Maximun Continuous Voltage	30	VDC
Must Operate	16.8	VDC
Must Release	2.4	VDC
Rated Current	11.5	mA

Electrical Characteristics

Parameter	Rating	Unit
Contact Resistance	100	m Ω (max)
Operate Time	0.5	ms(max)
Bounce Time	0.5	ms(max)
Release Time	0.5	ms(max)
Insulation Resistance (100VDC)	10 ¹¹	Ω (min)
Power	10	VA(max)
Switching Voltage	200	VDC(max)
Switching Current	0.5	A(max)
Carry Current	1.0	A(max)
Breakdown Voltage (Across Open Contact)	250	VDC(min)
(Between Coil & Contact)	1500	VDC(min)
Life Expectancy (Signal Level)	10 ⁸	
Operating Temp	-40 to 85	°C
Storage Temp	-50 to 125	°C
Resonant Frequency	3.5	KHZ
Vibration (10-2000HZ)	20	g(max)
Minimun Permissible Load	100	mVDC 10uA