

Spezifikation für Freigabe / specification for release

Kunde / customer :
 Artikelnummer / part number :

74489440120



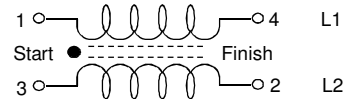
Bezeichnung : **SPEICHERDROSSEL WE-TDC 8038**
 description : **COUPLED INDUCTOR WE-TDC 8038**

DATUM / DATE : 2010-08-31

A Mechanische Abmessungen / dimensions:



	8038	
A	8,0 ± 0,3	mm
B	8,0 ± 0,3	mm
C	3,8 ± 0,3	mm
D	3,2 typ.	mm
E	2,4 typ.	mm
F	1,0 typ.	mm

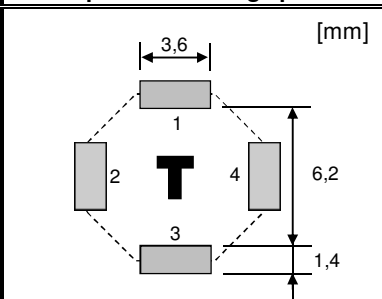


● start of winding

B Elektrische Eigenschaften / electrical properties:

C Lötpad / soldering spec.:

Eigenschaften / properties	Testbedingungen / test conditions		Wert / value	Einheit / unit	tol.
Induktivität (je Wicklg.) / inductance (each wdg.)	100 kHz / 5mA	L ₁ , L ₂	12	μH	+/-20%
DC-Widerstand (je Wicklg.) / DC-resistance (each wdg.)	@ 20°C	R _{DC1,2 typ}	117	mΩ	typ.
DC-Widerstand (je Wicklg.) / DC-resistance (each wdg.)	@ 20°C	R _{DC1,2 max}	132	mΩ	max.
Nennstrom (je Wicklg.) ⁽¹⁾ / rated Current (each wdg.) ⁽¹⁾	ΔT = 40 K	I _{N1} , I _{N2}	1,3	A	typ.
Sättigungsstrom (je Wicklg.) / saturation current (each wdg.)	ΔL/L < 10%	I _{sat}	2,3	A	typ.
Eigenres.-Frequenz / self-res.-frequency		SRF	20	MHz	typ.
Nennspannung / rated Voltage		U _{DC}	80	V	max.



⁽¹⁾ Stromfluss durch beide Wicklungen verursacht ΔT / both windings driven by rated current will occur ΔT

D Prüfgeräte / test equipment:

E Testbedingungen / test conditions:

WAYNE KERR 3260B für/for L₀; I_{SAT}
Agilent N5776A für/for I_{DC};
GMC Metrahit 271 für/for R_{DC}
Agilent E4991A für/for SRF

Luftfeuchtigkeit / humidity: 33%
 Umgebungstemperatur / temperature: +20°C

F Werkstoffe & Zulassungen / material & approvals:

G Eigenschaften / general specifications:

Basismaterial / base material: Ferrit/ ferrite
 Draht / wire: Class H
 Endoberfläche / finishing electrode: Ag/Ni/Sn

Betriebstemp. / operating temperature: -40°C - +125°C
 Umgebungstemp. / ambient temperature: -40°C - +85°C
 It is recommended that the temperature of the part does not exceed 125°C under worst case operating conditions.

Freigabe erteilt / general release:	Kunde / customer			
Datum / date	Unterschrift / signature			
	Würth Elektronik			
		ALa	Version 1	10-08-31
Geprüft / checked	Kontrolliert / approved	Name	Änderung / modification	Datum / date

Würth Elektronik eiSos GmbH & Co. KG

D-74638 Waldenburg · Max-Eyth-Strasse 1 · Germany · Telefon (+49) (0) 7942 - 945 - 0 · Telefax (+49) (0) 7942 - 945 - 400
<http://www.we-online.de>

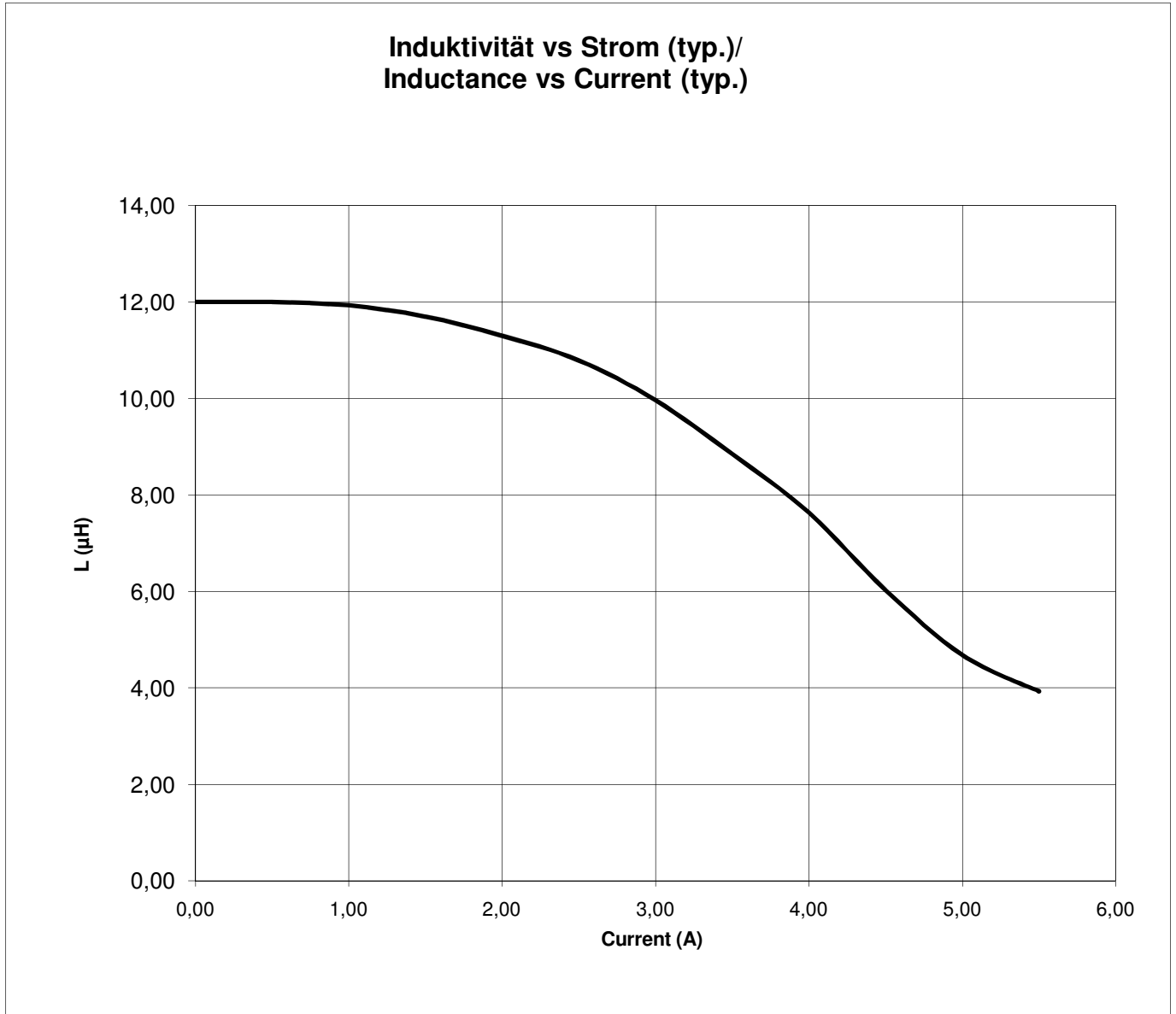
Spezifikation für Freigabe / specification for release

Kunde / customer :
 Artikelnummer / part number : **74489440120**
 Bezeichnung : **SPEICHERDROSSEL WE-TDC 8038**
 description : **COUPLED INDUCTOR WE-TDC 8038**



DATUM / DATE : 2010-08-31

H Induktivitätskurve / Inductance curve:



Freigabe erteilt / general release:	Kunde / customer			
Datum / date	Unterschrift / signature			
	Würth Elektronik			
Geprüft / checked	Kontrolliert / approved	ALa	Version 1	10-08-31
		Name	Änderung / modification	Datum / date

Würth Elektronik eiSos GmbH & Co. KG

D-74638 Waldenburg · Max-Eyth-Strasse 1 · Germany · Telefon (+49) (0) 7942 - 945 - 0 · Telefax (+49) (0) 7942 - 945 - 400
<http://www.we-online.de>

Spezifikation für Freigabe / specification for release

Kunde / customer :
 Artikelnummer / part number : **74489440120**
 Bezeichnung : **SPEICHERDROSSEL WE-TDC 8038**
 description : **COUPLED INDUCTOR WE-TDC 8038**



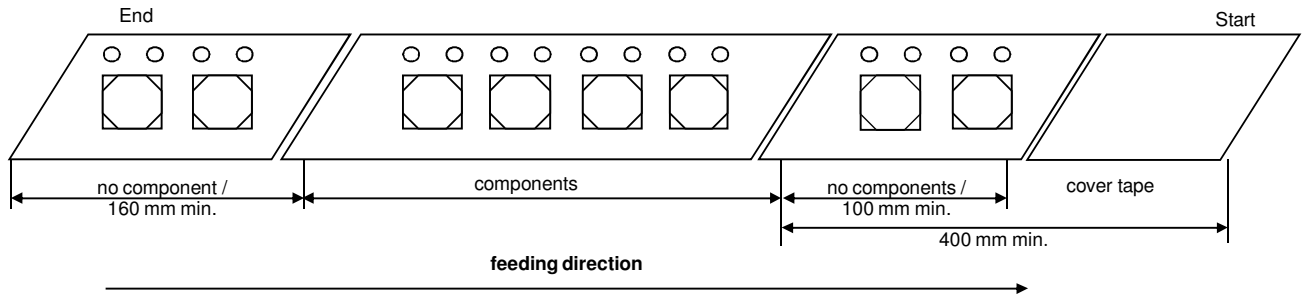
DATUM / DATE : 2010-08-31

I Rollenspezifikation / tape and reel specification:

Gurtspezifikation / Tape specification:



A	8,4 ± 0,1	mm
B	16,0 ± 0,3	mm
C	1,5 ± 0,1	mm
D	4,0 ± 0,1	mm
E	2,0 ± 0,1	mm
F	7,5 ± 0,1	mm
G	12,0 ± 0,1	mm
H	4,1 ± 0,1	mm
I	0,4 ± 0,05	mm



Rollenspezifikation / Reel specification:		
a	178,0 ± 2,0	mm
b	21,00 ± 0,8	mm
c	13,00 ± 0,5	mm
d	50,00 ± 1,0	mm

Freigabe erteilt / general release:	Kunde / customer			
Datum / date	Unterschrift / signature			
	Würth Elektronik			
Geprüft / checked	Kontrolliert / approved			
		ALa	Version 1	10-08-31
		Name	Änderung / modification	Datum / date

This electronic component has been designed and developed for usage in general electronic equipment. Before incorporating this component into any equipment where higher safety and reliability is especially required or if there is the possibility of direct damage or injury to human body, for example in the range of aerospace, aviation, nuclear control, submarine, transportation, (automotive control, train control, ship control), transportation signal, disaster prevention, medical, public information network etc, Würth Elektronik eiSos GmbH must be informed before the design-in stage. In addition, sufficient reliability evaluation checks for safety must be performed on every electronic component which is used in electrical circuits that require high safety and reliability functions or performance.

Würth Elektronik eiSos GmbH & Co. KG

D-74638 Waldenburg · Max-Eyth-Strasse 1 · Germany · Telefon (+49) (0) 7942 - 945 - 0 · Telefax (+49) (0) 7942 - 945 - 400
<http://www.we-online.de>