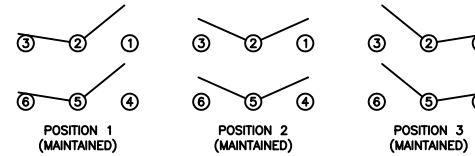


SCHEMATIC



SPECIFICATIONS

FUNCTION:
2P2T ON-OFF-ON

RATINGS:
ANSI/UL 1054 and CN/CSA C22.2 No. 55 (E194579):
20A 125VAC 50/60Hz [cURus]
20A 250VAC 50/60Hz [cURus]
2HP 125/250VAC 50/60Hz [cURus]

EN 61058-1:2002 (50153550):
18(12)A 250V~ 50Hz 5E4 T85/55 [TUV]

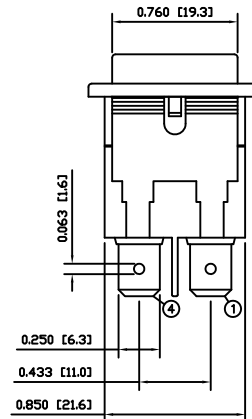
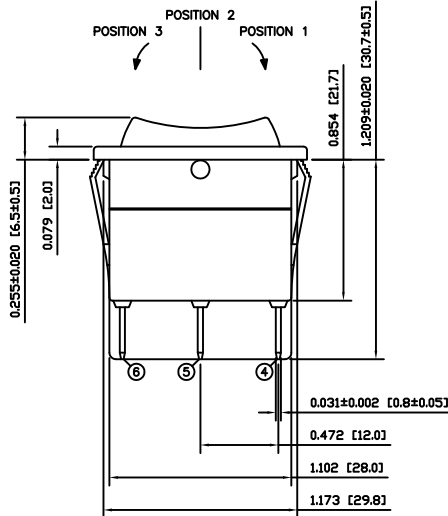
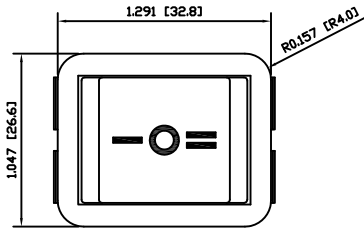
CONTACT RESISTANCE:
Initial: 50mΩ Max.

INSULATION RESISTANCE:
500MΩ Min. at 500VDC

DIELECTRIC STRENGTH:
1,500VAC For 1 Minute

TEMPERATURE:
Operating: -20°C to 65°C [cURus]
Operating: -20°C to 85°C [TUV]

INGRESS PROTECTION:
IP55



COLORS AND MARKINGS

BODY:
Black

ACTUATOR:
Red

MOUNTING EARS:
White

MARKINGS:
I/O/II Vertical (S)

MARKING COLOR:
White

MATERIALS

BODY:
Polyamide 6/6 (PA66), UL94 V-0

ACTUATOR:
Polyamide 6/6 (PA66), UL94 V-2

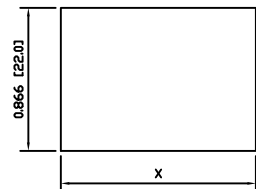
MOUNTING EARS:
Polyamide 6/6 (PA66), UL94 V-2

CONTACTS:
Silver Alloy

TERMINALS:
Silver Plated Copper

RUBBER SEAL:
Ethylene Propylene Thermoplastic Rubber (EPTR)

SUGGESTED PANEL CUTOUT



ACTUATOR	A	09/07/21	CAB
BODY	A	09/07/21	CAB
COLORS	A	09/07/21	CAB
MATERIALS	B	10/12/10	CAB
SPECIFICATIONS	A	09/07/21	CAB
REFERENCE	REV.	DATE	

THE INFORMATION CONTAINED IN THIS DOCUMENT IS PROPRIETARY TO E-SWITCH AND IS NOT TO BE COPIED OR TRANSFERRED

B	CORRECTED TERMINAL PLATING TO SILVER	19461	10/12/10	CAB
A	INITIAL RELEASE	PCRD019S	09/11/05	CAB
REV.	DESCRIPTION	PCR	DATE	DRAWN BY

DIMENSIONS	
INCHES [MILLIMETERS]	
GENERAL TOLERANCES	
±0.008 [±0.2] / ±1'	
SCALE	PROJECTION
DRAWING NOT TO SCALE	1st Angle

WB246D192S			
ITEM NUMBER	DATE	REVISION	
34-WB246D192S	DECEMBER 10, 2010	B	