

6

5

4

3

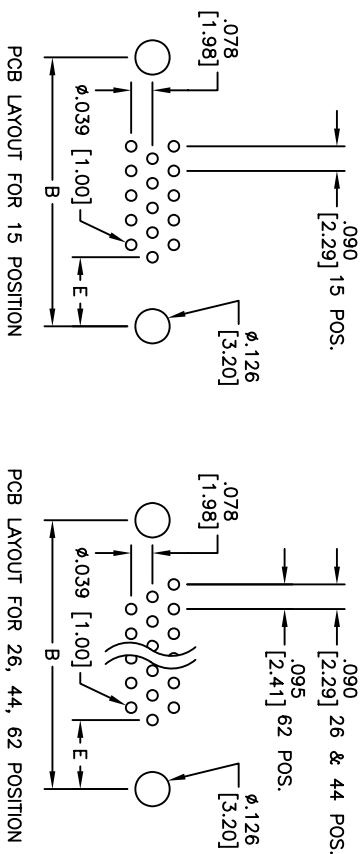
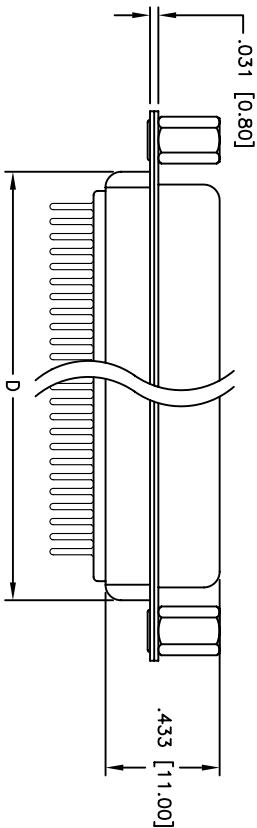
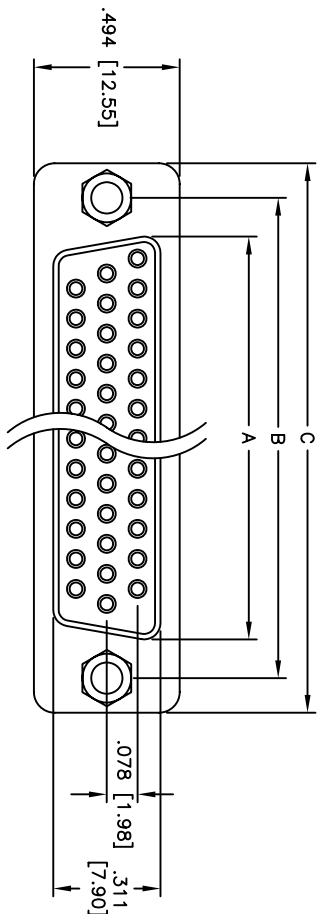
2

1

APPROVED: \_\_\_\_\_

DATE: \_\_\_\_\_ TITLE: \_\_\_\_\_

Rev	AWO #	Description	Date	Appr
-		RELEASED	5/5/05	
A		CHART UPDATE	4/27/06	



**SPECIFICATIONS:**

**Material:**  
 Insulator: PBT, glass reinforced, rated UL 94V-0  
 Insulator color: Black  
 Contacts: Phosphor Bronze  
 Shell: Steel, Tin plated  
 Hardware: Brass, Nickel plated  
 Plating:  
 Gold flash over Nickel underplate overall

**Electrical:**

Operating voltage: 250 VAC max  
 Current rating: 5 Amps max  
 Contact resistance: 20 mohms max  
 Insulation resistance: 5,000 Mohms min  
 Dielectric withstanding voltage: 1,000 VAC for 1 minute  
 Temperature Rating:  
 Operating temperature: -65°C to +125°C  
 Environmental:  
 Lead free, RoHS compliant  
 Recommended soldering temp: 235°C for 5 seconds



Positions	DIMENSIONS			
	A	B	C	D
15	.643 [16.33]	.984 [24.99]	1.213 [30.81]	.759 [19.28]
26	.971 [24.66]	1.312 [33.32]	1.541 [39.14]	1.083 [27.51]
44	1.511 [38.38]	1.852 [47.04]	2.088 [53.04]	1.626 [41.30]
62	2.159 [54.84]	2.500 [63.50]	2.729 [69.32]	2.271 [57.70]

Unit: Inch / mm

**ADAM TECH**

909 Rahway Avenue, Union, NJ 07083  
 Phone: 908-687-5000 Fax: 908-687-5710

TITLE: HIGH DENSITY D-SUB SOCKET, PCB TAILS  
 RIVETED #4-40 JACKSCREWS

UNLESS OTHERWISE SPECIFIED ALL DIMENSIONS ARE INCHES [MM]		TOLERANCES: EXCEPT AS NOTED	
INCHES		HOLDS	
.X	± .10	ØXX	± .10
.XX	± .020	ØXXX	± .015
.XXX	± .015	ØXXXX	± .010
APPROVALS	DATE	SIZE	PART NO.
DRAWN	SS	5/5/05	HDTXX-ST-JS
CHECKED			
APPROVED		REF:	SCALE: NTS
			SHEET 1 OF 1

6

5

4

3

2

1