

VOLTAGE CONTROLLED OSCILLATOR

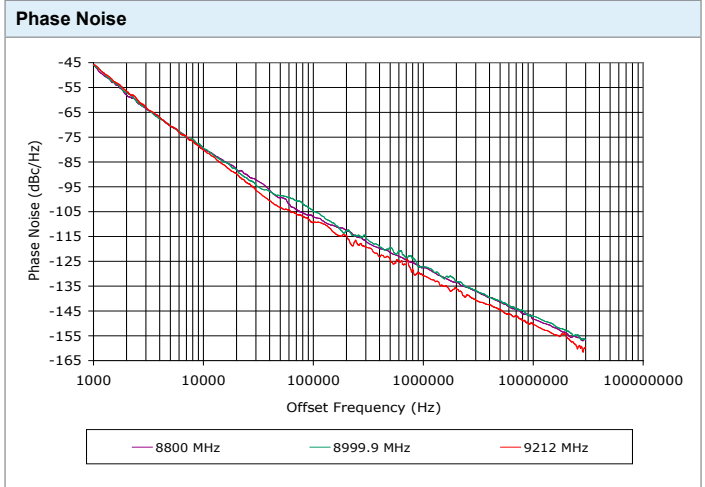

SURFACE MOUNT MODEL: DXO880920-5

X-BAND OPTIMIZED BANDWIDTH

8800 - 9200 MHz

FEATURES:

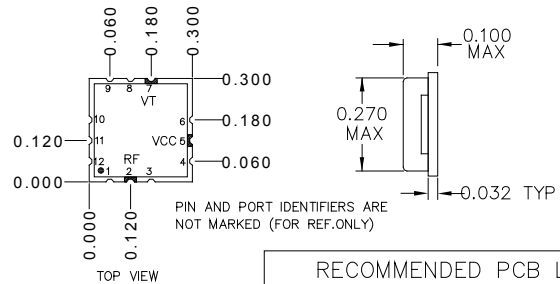
- ▶ Miniature Size, Surface Mount (0.3" x 0.3")
- ▶ Low Phase Noise Performance
- ▶ Fast Tuning
- ▶ Planar Resonator Construction



SPECIFICATIONS (Rev. C 09/02/14)

Frequency	8800 - 9200 MHz
Tuning Voltage	See table below.
Bias Voltage	+5 VDC @ 26.4 mA (Max.)
Output Power	+0 dBm (Min.)
Tuning Sensitivity	90 - 160 MHz/V (Typ.)
Output Impedance	50 Ohms (Nom.)
Harmonic Suppression	10 dB (Typ.)
Frequency Pulling	25 MHz (Typ. @ 1.75:1 VSWR)
Frequency Pushing	12 MHz/V (Typ.)
Tuning Port Capacitance	1.5 pF (Typ.)
Phase Noise @ 10 kHz	-80 dBc/Hz (Typ.)
Operating Temperature Range	-40 to +85 °C

Package #	364
-----------	-----

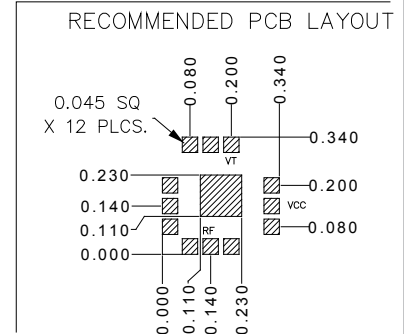
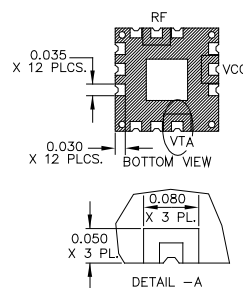


Guaranteed Tuning Specifications

Tuning Voltage (V)	Frequency (MHz)
0.5	8800 (Max.)
15	9200 (Min.)

Absolute Maximum Ratings

Storage Temp. Range	-55 to +125 °C
Bias Voltage	+5.5 V
Tuning Voltage	+18
DC Voltage Applied to RF Out	± 25 V



DIMENSIONS ARE IN INCHES.
 TOLERANCES ON THREE DECIMAL PLACES= ± 0.015
 ALL UNLABELED PINS TO BE GROUNDED.
 PACKAGE MOUNTING: SEE APPLICATION NOTE AN7300 & AN7302

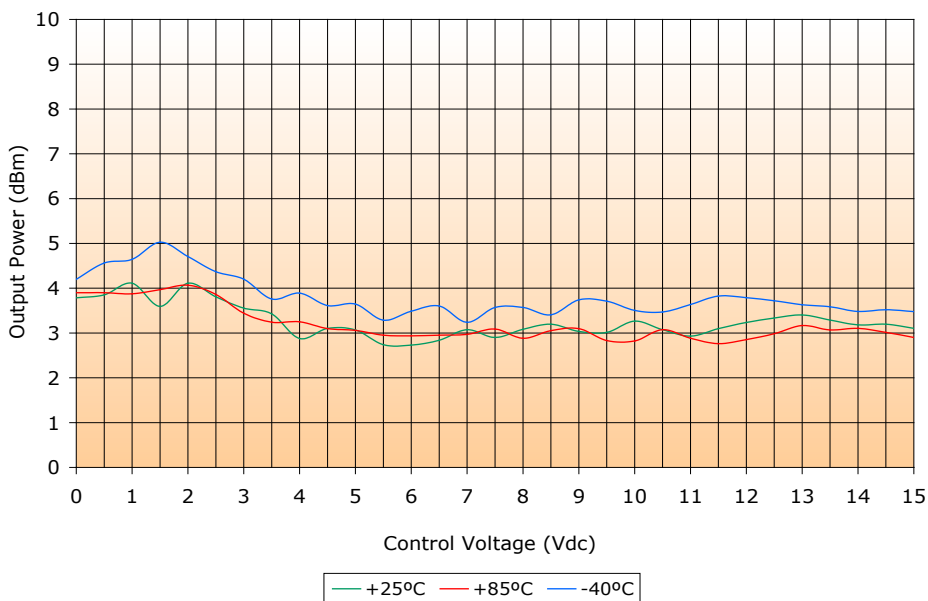
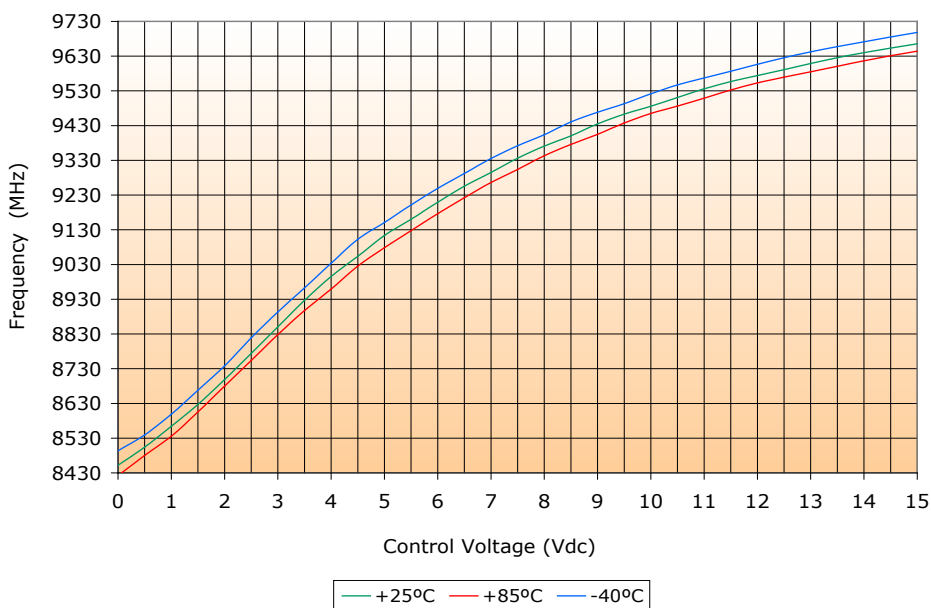
VOLTAGE CONTROLLED OSCILLATOR

SURFACE MOUNT MODEL: DXO880920-5

X-BAND OPTIMIZED BANDWIDTH

8800 - 9200 MHz

PERFORMANCE PLOTS



Copyright © Synergy Microwave Corporation
201 McLean Boulevard • Paterson, New Jersey 07504 USA
Tel: (973) 881-8800 • Fax: (973) 881-8361
E-Mail: sales@synergymwave.com • Website: <http://www.synergymwave.com>
Patents : <http://www.synergymwave.com/patents>



VOLTAGE CONTROLLED OSCILLATOR

SURFACE MOUNT MODEL: DXO880920-5

X-BAND OPTIMIZED BANDWIDTH

8800 - 9200 MHz

PERFORMANCE PLOTS

