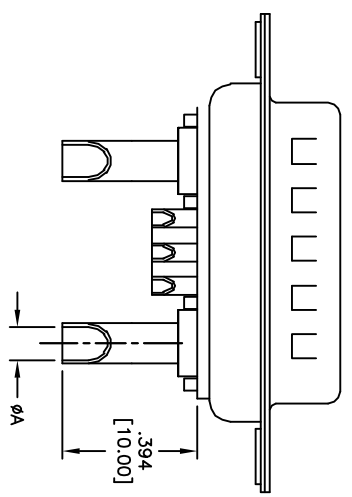
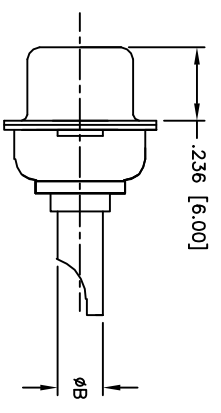
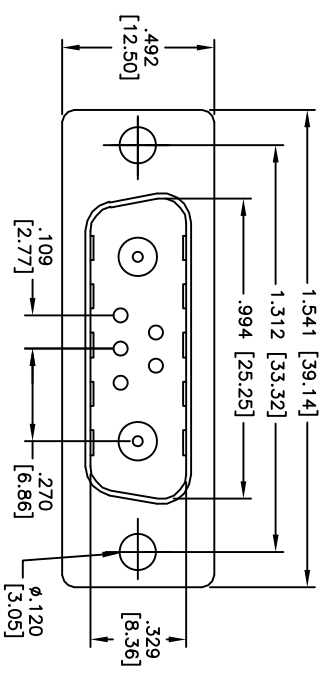


Rev	AWO #	Description	Date	Appr
-		RELEASED	8/02/10	

APPROVED: _____
 DATE: _____ TITLE: _____



ADAM TECH PART NO.	CURRENT RATING	WIRE SIZE	DIMENSION	
			A	B
D7W2-PDP-6	40 AMPS	8-10 AWG	φ.181 [4.60]	φ.216 [5.50]
D7W2-PDP-5	30 AMPS	10-12 AWG	φ.146 [3.70]	φ.181 [4.60]
D7W2-PDP-4	20 AMPS	12-14 AWG	φ.106 [2.70]	φ.141 [3.60]
D7W2-PDP-3	10 AMPS	16-18 AWG	φ.067 [1.70]	φ.098 [2.50]

SPECIFICATIONS:

Material: Insulator: PBT, glass reinforced, rated UL 94V-0
 Insulator color: Black
Contacts: Brass
 Shell: Steel, Tin plated
 Hardware: Brass, Nickel plated
Plating:
 Gold flash over Nickel underplate overall
Electrical:
 Current rating: 10 – 40 Amps max (See Chart)
 Contact resistance: 10 mohms max
 Insulation resistance: 5,000 Mohms min
 Dielectric withstanding voltage: 1,000 VAC for 1 minute
Temperature Rating:
 Operating temperature: -55°C to +125°C
Environmental:
 Lead free, RoHS compliant



ADAM TECH

909 Rahway Avenue, Union, NJ 07083
 Phone: 908-687-5000 Fax: 908-687-5710

TITLE: D-SUB POWER SOCKET, D7W2, STRAIGHT, MALE, SOLDER CUP

UNLESS OTHERWISE SPECIFIED ALL DIMENSIONS ARE INCHES [MM] TOLERANCES: EXCEPT AS NOTED	
INCHES	HOLDS
.X ±.10	ØX ±.10
.XX ±.020	ØXX ±.015
.XXX ±.015	ØXXX ±.010
APPROVALS	DATE
DRAWN DY	8/02/10
CHECKED	
APPROVED	

SIZE X	PART NO. D7W2-PDP-X	REV. -
REF: S00019T	SCALE: NTS	SHEET 1 OF 1