

RF AMPLIFIER

MODEL BXMP1051

Available as: BXMP1051, SMA Connectorized Housing

Features

- High Input Power Protection
- High Output Power: +31 dBm Typical
- High Linearity Design
- Environmental Screening Available

Specifications

CHARACTERISTIC	TYPICAL Ta= 25 °C	MIN/MAX Ta = -20 °C to +70 °C
Frequency	1000 - 2000 MHz	1000 - 2000 MHz
Gain	21 dB	19 dB
Power @ 1 dB Comp.	31 dBm	+30 dBm Min.
Reverse Isolation	-35 dB	-
VSWR In	1.8:1	2.0:1 Max.
VSWR Out	1.8:1	2.0:1 Max.
Noise Figure	5.5 dB	6.5 dB Max.
Power Vdc	+15	+15
mA	400	450 Max.

Note: Care should always be taken to effectively ground the case of each unit.
Revision 4-29-2013

Typical Intermodulation Performance at 25 °C

Second Order Harmonic Intercept Point+65 dBm (Typ.)
Second Order Two Tone Intercept Point+60 dBm (Typ.)
Third Order Two Tone Intercept Point+44 dBm (Typ.)

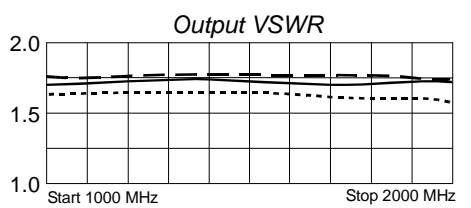
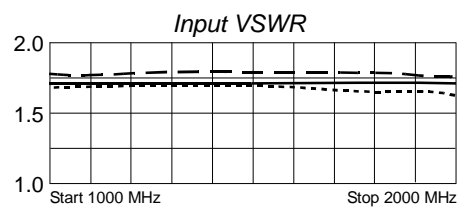
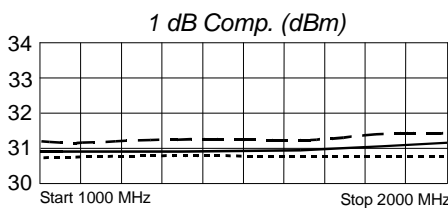
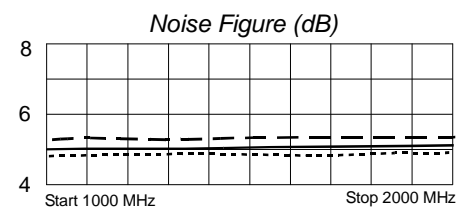
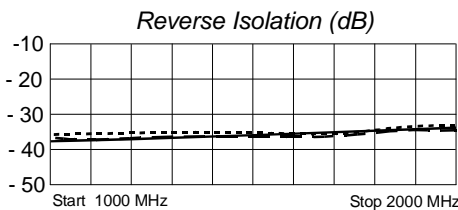
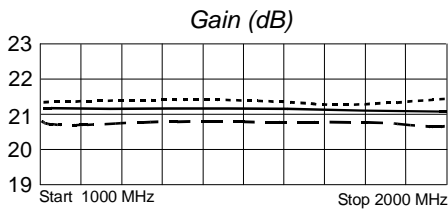
Intermodulation Performance -20°C to +70°C

Second Order Two Tone Intercept Point+55 dBm (Min.)
Third Order Two Tone Intercept Point+42 dBm (Min.)

Maximum (No Damage) Ratings

Ambient Operating Temperature -55°C to +85 °C
Storage Temperature -62°C to +125 °C
Case Temperature +100 °C
DC Voltage +18 Volts
Continuous RF Input Power +30 dBm
Short Term RF Input Power 100 Milliwatts (1 Minute Max.)
Maximum Peak Power 0.5 Watt (3 µsec Max.)

Typical Performance Data



Legend ——— +25 °C - - - +70 °C ······ -20 °C



Spectrum Microwave · 2144 Franklin Drive N.E. · Palm Bay, Florida 32905 · PH (888) 553-7531 · Fax (888) 553-7532

www.SpectrumMicrowave.com Spectrum Microwave · 2707 Black Lake Place · Philadelphia, Pennsylvania 19154 · PH (215) 464-4000 · Fax (215) 464-4001