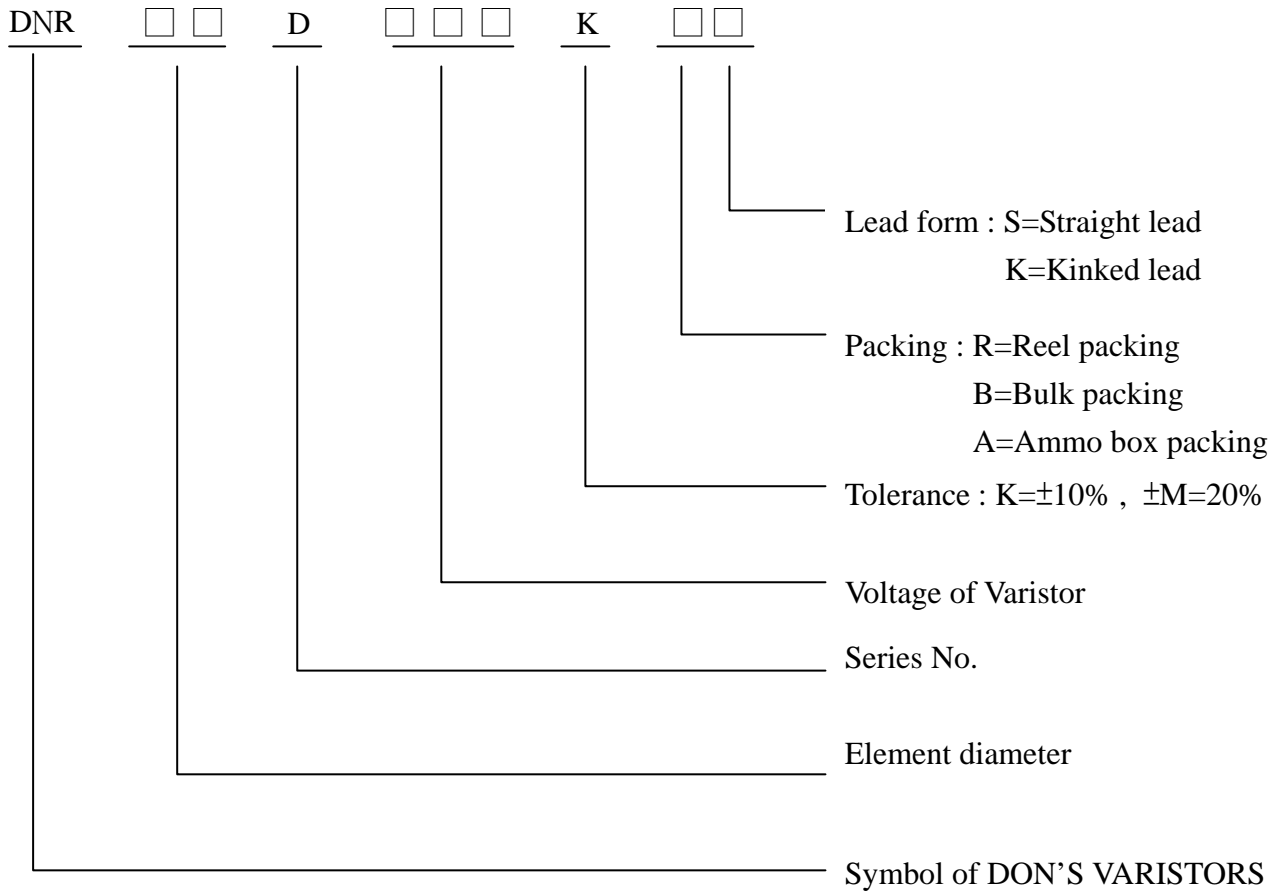


DON[®] OXIDE VARISTORS

1. PART NUMBER CODE



CHARACTERISTICS

DNR has the forward-reverse symmetrical electrical characteristics shown in the Fig 1. The curve is plotted for a wider range of current than that normally give in data sheet to show three regions the Fog 2.

Fig 1

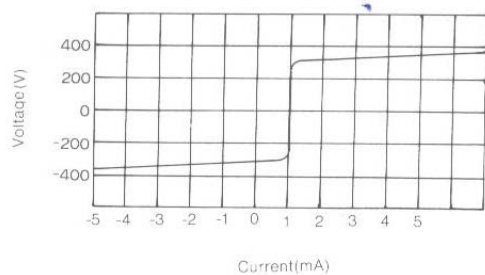
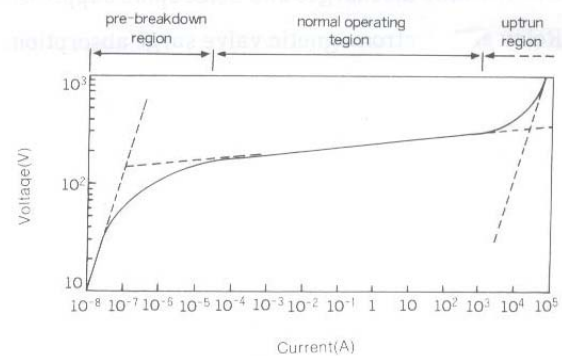


Fig 2



DNR[®] OXIDE VARISTOR

20D Series

Part Number	Maximum Allowable Voltage		Varistor Voltage	Clamping Voltage (Max.)		Maximum Peak Current (8/20 μ s)		Maximum Energy (JOULE)		Rated Power (W)	Typical Capacitance (Reference) @1KHz (pf)
	ACrms (V)	DC (V)		V 1mA (V)	VC (V)	IP (A)	1Time (A)	2Times (A)	10/1000 μ s		
DNR20D180K	11	14	18(16-20)	36	20	2000	1000	11.0	10.0	0.2	28500
DNR20D220K	14	18	22(20-24)	43	20	2000	1000	14.0	13.0	0.2	18500
DNR20D270K	17	22	27(24-30)	53	20	2000	1000	18.0	15.0	0.2	13000
DNR20D330K	20	26	33(30-36)	65	20	2000	1000	23.0	20.0	0.2	11500
DNR20D390K	25	31	39(35-43)	77	20	2000	1000	26.0	24.0	0.2	8500
DNR20D470K	30	38	47(42-52)	93	20	2000	1000	33.0	30.0	0.2	7400
DNR20D560K	35	45	56(50-62)	110	20	2000	1000	41.0	35.0	0.2	6500
DNR20D680K	40	56	68(61-75)	135	20	2000	1000	46.0	40.0	0.2	5800
DNR20D820K	50	65	82(74-90)	135	100	6500	4500	38.0	27.0	1.00	4900
DNR20D101K	60	85	100(90-110)	165	100	6500	4500	45.0	30.0	1.00	4000
DNR20D121K	75	100	120(108-132)	200	100	6500	4500	55.0	40.0	1.00	3300
DNR20D151K	95	125	150(135-165)	250	100	6500	4500	70.0	50.0	1.00	2700
DNR20D181K	115	150	180(162-198)	300	100	6500	4500	85.0	60.0	1.00	2200
DNR20D201K	130	170	200(185-225)	340	100	6500	4500	95.0	70.0	1.00	2000
DNR20D221K	140	180	220(198-242)	360	100	6500	4500	100.0	75.0	1.00	1800
DNR20D241K	150	200	240(216-264)	395	100	6500	4500	108.0	80.0	1.00	1650
DNR20D271K	175	225	270(243-297)	455	100	6500	4500	127.0	90.0	1.00	1500
DNR20D301K	190	250	300(270-330)	500	100	6500	4500	136.0	100.0	1.00	1300
DNR20D331K	210	275	330(297-363)	550	100	6500	4500	150.0	110.0	1.00	1200
DNR20D361K	230	300	360(324-396)	595	100	6500	4500	163.0	120.0	1.00	1100
DNR20D391K	250	320	390(351-429)	650	100	6500	4500	180.0	130.0	1.00	1000
DNR20D431K	275	350	430(387-473)	710	100	6500	4500	190.0	140.0	1.00	930
DNR20D471K	300	385	470(423-517)	775	100	6500	4500	220.0	150.0	1.00	850
DNR20D511K	320	415	510(459-561)	845	100	6500	4500	220.0	150.0	1.00	780
DNR20D561K	350	460	560(504-616)	925	100	6500	4500	220.0	150.0	1.00	710
DNR20D621K	385	505	620(558-682)	1025	100	6500	4500	220.0	150.0	1.00	650
DNR20D681K	420	560	680(612-748)	1120	100	6500	4500	230.0	160.0	1.00	600
DNR20D751K	460	615	750(675-825)	1240	100	6500	4500	255.0	175.0	1.00	530
DNR20D781K	485	640	780(702-858)	1290	100	6500	4500	265.0	180.0	1.00	510
DNR20D821K	510	670	820(738-902)	1355	100	6500	4500	282.0	190.0	1.00	500
DNR20D911K	550	745	910(819-1001)	1500	100	6500	4500	310.0	215.0	1.00	440
DNR20D102K	625	825	1000(900-1100)	1650	100	6500	4500	342.0	230.0	1.00	400
DNR20D112K	680	895	1100(990-1210)	1815	100	6500	4500	383.0	250.0	1.00	360
DNR20D182K	1000	1465	1800(1620-1980)	2970	100	6500	4500	625.0	400.0	1.00	260