



Micro Commercial Components

Micro Commercial Components  
 20736 Marilla Street Chatsworth  
 CA 91311  
 Phone: (818) 701-4933  
 Fax: (818) 701-4939

## Features

- Low noise
- Very high stability
- Low reverse current
- Very sharp reverse characteristic
- Lead Free Finish/RoHS Compliant(Note 1) ("P" Suffix designates RoHS Compliant. See ordering information)

## Maximum Ratings

- Operating Temperature: -65°C to +175°C
- Storage Temperature: -65°C to +175°C
- DC Power Dissipation: 1.3 Watt @ L=4mm  $T_L \leq 25^\circ\text{C}$
- Forward Voltage @ 200mA: 1.0 Volts
- Thermal Resistance: 110K/W Junction to Ambient

Figure1. Power Dissipation vs. Ambient Temperature

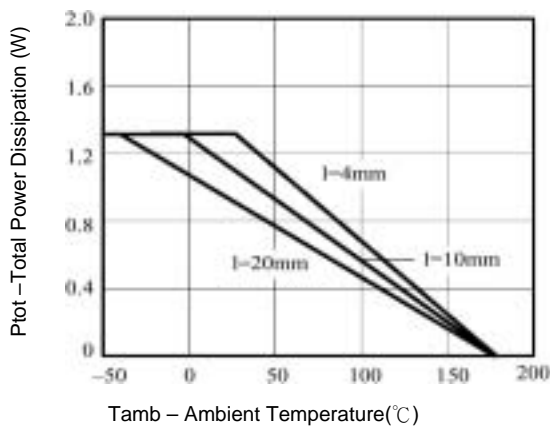
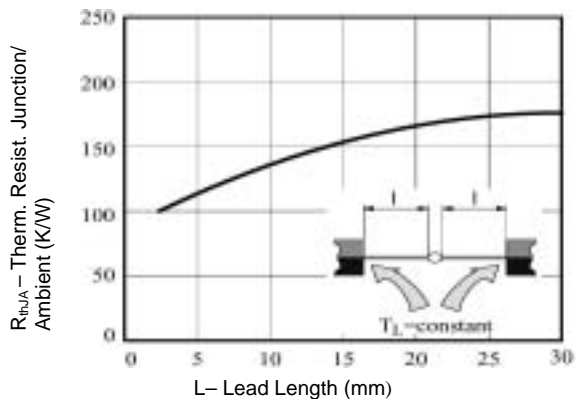


Figure2. Thermal Resistance vs. Lead Length

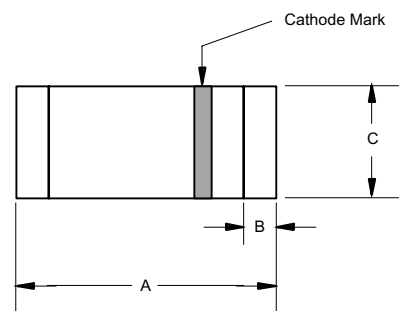


Notes:1.Lead in Glass Exemption Applied, see EU Directive Annex 5.

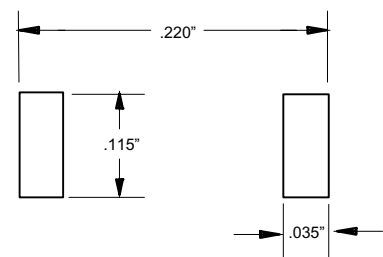
## DL85C Series

## 1.3 Watt Zener Diode 2.7 to 75 Volts

### MELF



DIM	INCHES		MM		NOTE
	MIN	MAX	MIN	MAX	
A	.190	.205	4.80	5.20	
B	---	.022	---	.55	Nominal
C	.095	.105	2.40	2.67	∅



# DL85C Series



Micro Commercial Components

Type	$V_{Znom}$	$I_{ZT}$	for $V_{ZT}$ and	$r_{zjT}$	$r_{zjk}$ at	$I_{ZK}$	$I_R$ at	$V_R$	$TK_{VZ}$
DL85C	V	mA	$V^{1)}$	»	»	mA	Ç A	V	%/K
2V7	2.7	80	2.5~2.9	<20	<400	1	<150	1	-0.09~-0.06
3V0	3.0	80	2.8~3.2	<20	<400	1	<100	1	-0.08~-0.05
3V3	3.3	80	3.1~3.5	<20	<400	1	<40	1	-0.08~-0.05
3V6	3.6	60	3.4~3.8	<20	<500	1	<20	1	-0.08~-0.05
3V9	3.9	60	3.7~4.1	<15	<500	1	<10	1	-0.08~-0.05
4V3	4.3	50	4.0~4.6	<13	<500	1	<3	1	-0.06~-0.03
4V7	4.7	45	4.4~5.0	<13	<500	1	<3	1	-0.05~-0.02
5V1	5.1	45	4.8~5.4	<10	<500	1	<1	1	-0.02~-0.02
5V6	5.6	45	5.2~6.0	<7	<400	1	<1	1	-0.05~-0.05
6V2	6.2	35	5.8~6.6	<4	<300	1	<1	2	0.03~0.06
6V8	6.8	35	6.4~7.2	<3.5	<300	1	<1	3	0.03~0.07
7V5	7.5	35	7.0~7.9	<3	<200	0.5	<1	5	0.03~0.07
8V2	8.2	25	7.7~8.7	<5	<200	0.5	<1	6.2	0.03~0.08
9V1	9.1	25	8.5~9.6	<5	<200	0.5	<1	6.8	0.03~0.09
10	10	25	9.4~10.6	<7	<200	0.5	<0.5	7.5	0.03~0.1
11	11	20	10.4~11.6	<8	<300	0.5	<0.5	8.2	0.03~0.11
12	12	20	11.4~12.7	<9	<350	0.5	<0.5	9.1	0.03~0.11
13	13	20	12.4~14.1	<10	<400	0.5	<0.5	10	0.03~0.11
15	15	15	13.8~15.6	<15	<500	0.5	<0.5	11	0.03~0.11
16	16	15	15.3~17.1	<15	<500	0.5	<0.5	12	0.03~0.11
18	18	15	16.8~19.1	<20	<500	0.5	<0.5	13	0.03~0.11
20	20	10	18.8~21.2	<24	<600	0.5	<0.5	15	0.03~0.11
22	22	10	20.8~23.3	<25	<600	0.5	<0.5	16	0.04~0.12
24	24	10	22.8~25.6	<25	<600	0.5	<0.5	18	0.04~0.12
27	27	8	25.1~28.9	<30	<750	0.25	<0.5	20	0.04~0.12
30	30	8	28~32	<30	<1000	0.25	<0.5	22	0.04~0.12
33	33	8	31~35	<35	<1000	0.25	<0.5	24	0.04~0.12
36	36	8	34~38	<40	<1000	0.25	<0.5	27	0.04~0.12
39	39	6	37~41	<50	<1000	0.25	<0.5	30	0.04~0.12
43	43	6	40~46	<50	<1000	0.25	<0.5	33	0.04~0.12
47	47	4	44~50	<90	<1500	0.25	<0.5	36	0.04~0.12
51	51	4	48~54	<115	<1500	0.25	<0.5	39	0.04~0.12
56	56	4	52~60	<120	<2000	0.25	<0.5	43	0.04~0.12
62	62	4	58~66	<125	<2000	0.25	<0.5	47	0.04~0.12
68	68	4	64~72	<130	<2000	0.25	<0.5	51	0.04~0.12
75	75	4	70~79	<135	<2000	0.25	<0.5	56	0.04~0.12

<sup>1)</sup> Tighter tolerances available request:

DL85B... w 2% of  $V_{Znom}$



TM

Micro Commercial Components

## Ordering Information

Device	Packing
(Part Number)-TP	Tape&Reel;5Kpcs/Reel

### \*\*\*IMPORTANT NOTICE\*\*\*

*Micro Commercial Components Corp.* reserves the right to make changes without further notice to any product herein to make corrections, modifications, enhancements, improvements, or other changes. *Micro Commercial Components Corp.* does not assume any liability arising out of the application or use of any product described herein; neither does it convey any license under its patent rights, nor the rights of others. The user of products in such applications shall assume all risks of such use and will agree to hold *Micro Commercial Components Corp.* and all the companies whose products are represented on our website, harmless against all damages.

### \*\*\*APPLICATIONS DISCLAIMER\*\*\*

Products offer by *Micro Commercial Components Corp.* are not intended for use in Medical, Aerospace or Military Applications.

---

[www.mccsemi.com](http://www.mccsemi.com)