

SIP-5L and SOT23-5L Not Recommended for New Design



AH292

Low Voltage Hall-Effect Smart Fan Motor Controller

■ Features

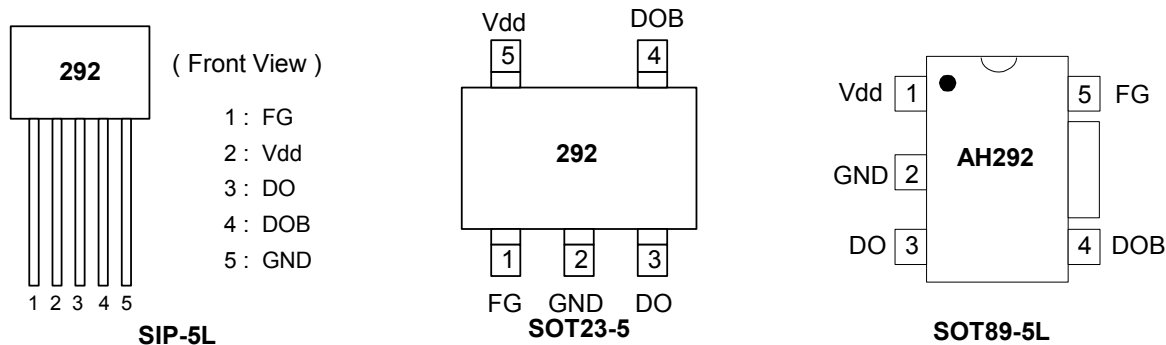
- On chip Hall sensor
- Rotor-locked shutdown
- Automatically restart
- Frequency generator (FG) output
- Built-in Zener protection for output driver
- Operating voltage: 1.8V~5.75 V
- Output current: $I_{O(AVE)} = 400$ mA
- Package: SIP-5L, SOT23-5L, SOT89-5L

■ General Description

AH292 is a monolithic fan motor controller with Hall sensor's capability. It contains two complementary open-collector transistors for motor's coil driving, automatic lock current shutdown, and recovery protections. Besides, frequency generator (FG) output is for speed detection relatively.

To avoid coil burning, rotor-lock shutdown detection circuit shut down the output driver if the rotor is blocked and then the automatic recovery circuit will try to restart the motor. These protecting actions are repeated and periodic during the blocked period. Until the blocking is removed, the motor recovers running normally.

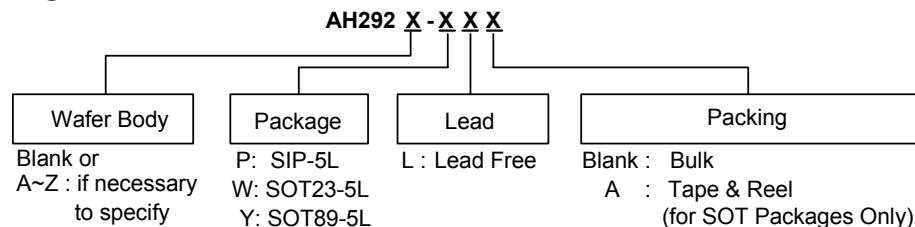
■ Pin Configuration



■ Pin Descriptions

Symbol	Description
FG	Frequency generation
Vdd	Input power
DO	Output pin
DOB	Output pin
GND	Ground

■ Ordering Information



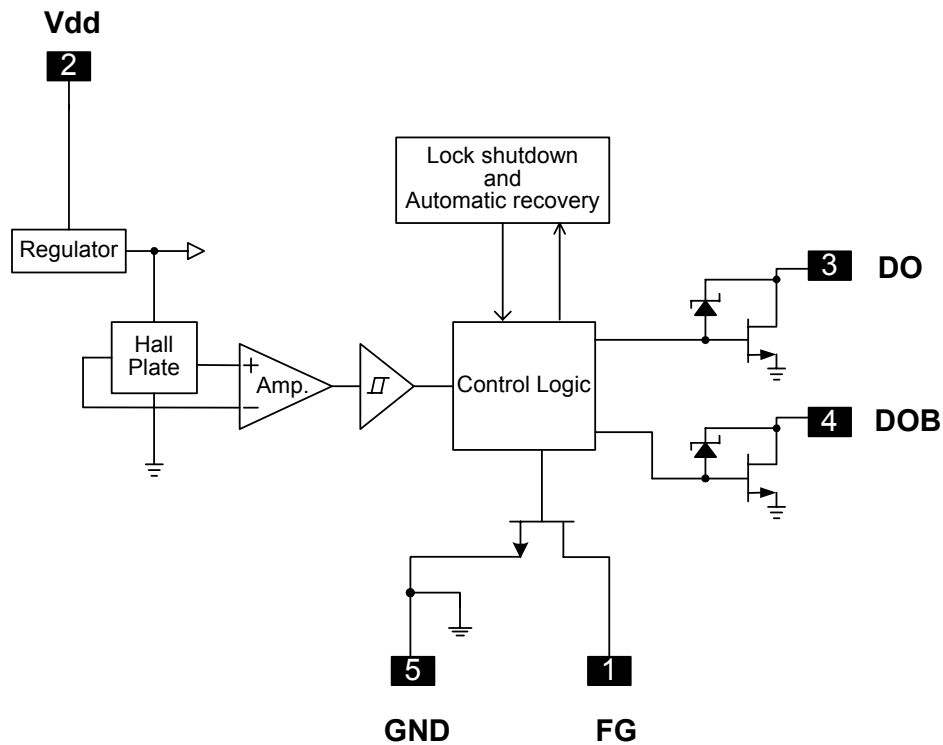
SIP-5L and SOT23-5L Not Recommended for New Design



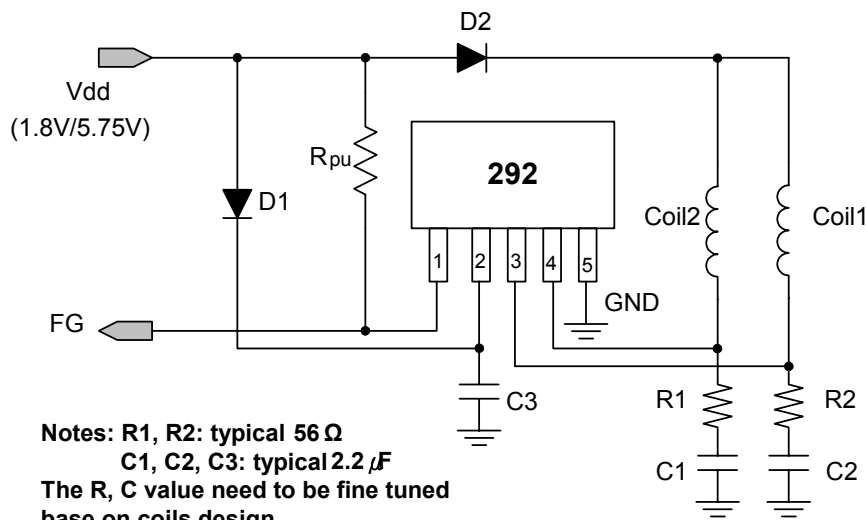
AH292

Low Voltage Hall-Effect Smart Fan Motor Controller

■ Block Diagram (SIP5)



■ Typical Application Circuit



1.8V/5.75V DC Brush-less Fan with FG output function

SIP-5L and SOT23-5L Not Recommended for New Design



AH292

Low Voltage Hall-Effect Smart Fan Motor Controller

■ Absolute Maximum Ratings (Ta = 25°C)

Characteristics	Symbol	Rating	Unit	
Operating Supply Voltage	Vdd	8	V	
Output Current	I _{O(AVE)}	400	mA	
	I _{O(PEAK)}	700		
Power Dissipation	P _D	SIP5	550	mW
		SOT23-5	230	
		SOT89-5	800	
Operating Temperature	T _{opr}	-20 ~ 100	°C	
Storage Temperature	T _{stg}	-55 ~ 150	°C	
Maximum Junction Temp.	T _j	150	°C	

■ Electrical Characteristics (Ta = 25 °C, Vdd = 5V, unless otherwise notice)

Characteristics	Symbol	Conditions	Min.	Typ.	Max.	Unit
Supply Voltage	Vdd	Operating	1.8*	-	5.75	V
Supply current	I _{dd}	Operating	-	2.6	4.0	mA
Locked Protection On	T _{lrp-on}		-	0.4	-	Sec
Locked Protection Off	T _{lrp-off}		2.4	3	3.6	Sec
Output saturation voltage	V _{OUT(sat)}	I _O =180mA	-	300	-	mV
		I _O =350mA	-	600	-	
Output On resistance	R _{ds(on)}		-	1.75	-	ohm
FG output V _{ds}	V _{ol}	I _O =10mA	-	0.5	-	V
Output Zener-breakdown Voltage	V _z		-	15	-	V

*Note: The output of IC will be switched after the supply voltage is over 1.8V, but the magnetic characteristics won't be normal until the supply is over 2.0V.

■ Magnetic Characteristics (Ta = 25 °C, Vdd = 5V, unless otherwise specified)

(1mT=10 Gauss)

Characteristics	Symbol	Min.	Typ.	Max.	Unit
Operate Point	B _{op}	--	30	60	Gauss
Release Point	B _{rp}	-60	-30	--	Gauss
Hysteresis	B _{hy}	--	60	--	Gauss

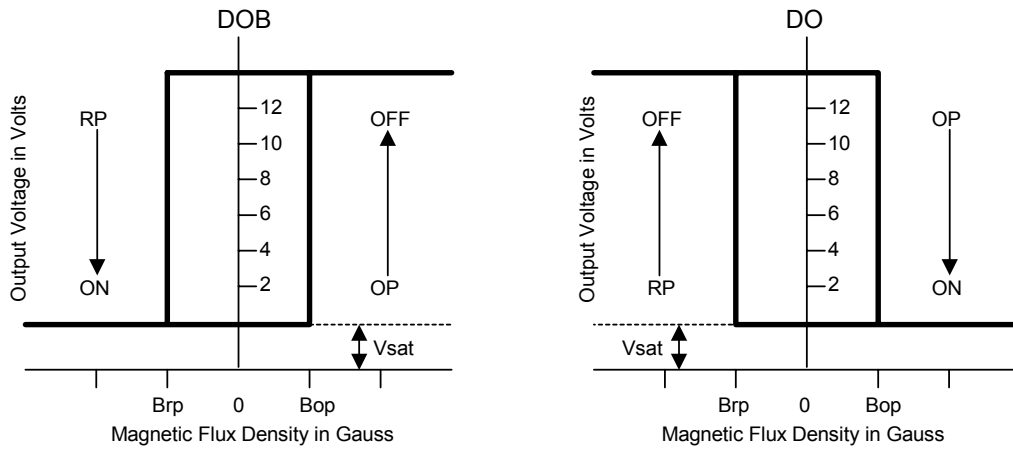
SIP-5L and SOT23-5L Not Recommended for New Design



AH292

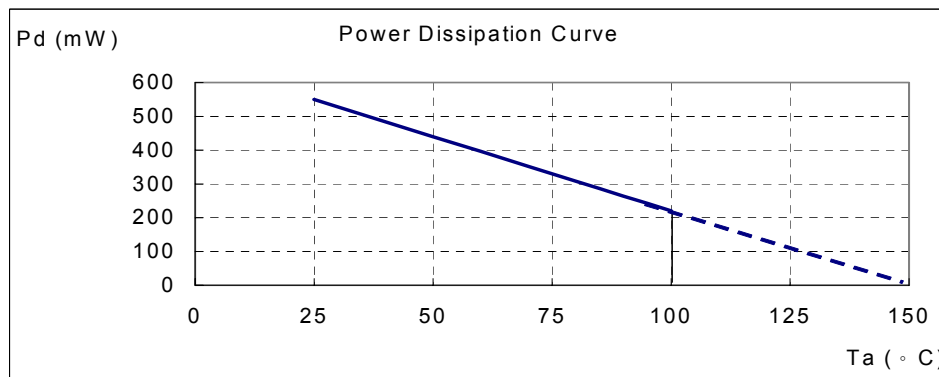
Low Voltage Hall-Effect Smart Fan Motor Controller

■ Operating Characteristics



■ Performance Characteristics (SIP5)

Ta (°C)	25	50	60	70	80	85	90	95	100
Pd (mW)	550	440	396	352	308	286	264	242	220
Ta (°C)	105	110	115	120	125	130	135	140	150
Pd (mW)	198	176	154	132	110	88	66	44	0



SIP-5L and SOT23-5L Not Recommended for New Design

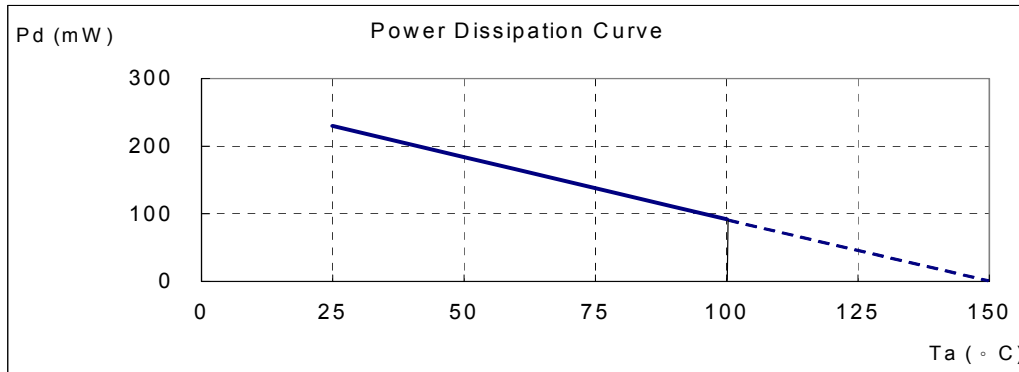


AH292

Low Voltage Hall-Effect Smart Fan Motor Controller

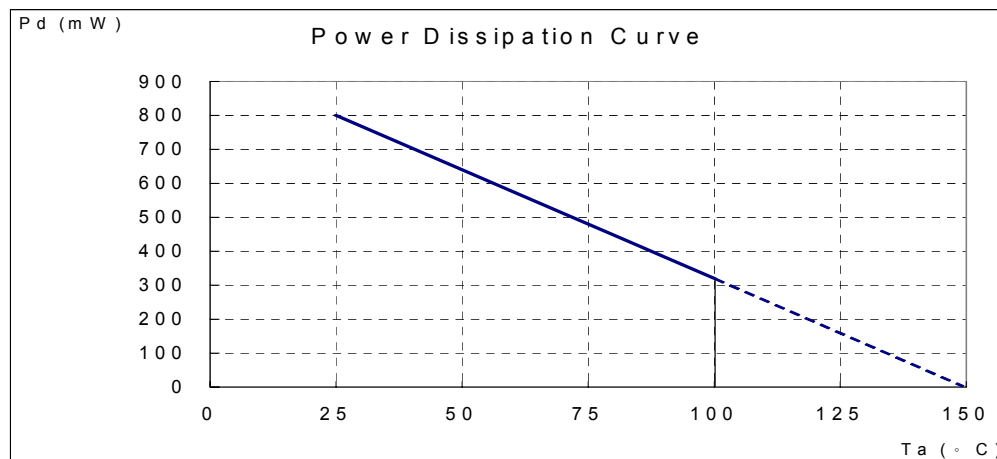
■ Performance Characteristics (SOT23-5)

Ta (°C)	25	50	60	70	80	90	100	110	120	130	140	150
Pd (mW)	230	184	166	147	129	110	92	74	55	37	18	0



■ Performance Characteristics (SOT89-5)

Ta (°C)	25	50	60	70	75	80	85	90	95	100
Pd (mW)	800	640	576	512	480	448	416	384	352	320
Ta (°C)	105	110	115	120	125	130	135	140	145	150
Pd (mW)	288	256	224	192	160	128	96	64	32	0



SIP-5L and SOT23-5L Not Recommended for New Design

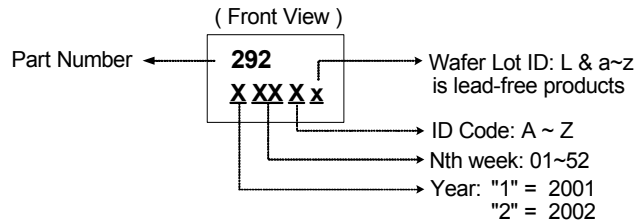


AH292

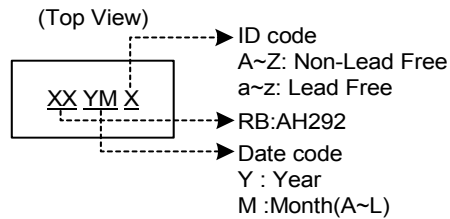
Low Voltage Hall-Effect Smart Fan Motor Controller

■ Marking Information

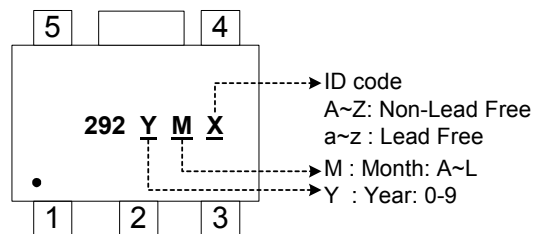
(1)SIP-5L



(2)SOT23-5L



(3)SOT89-5L



SIP-5L and SOT23-5L Not Recommended for New Design

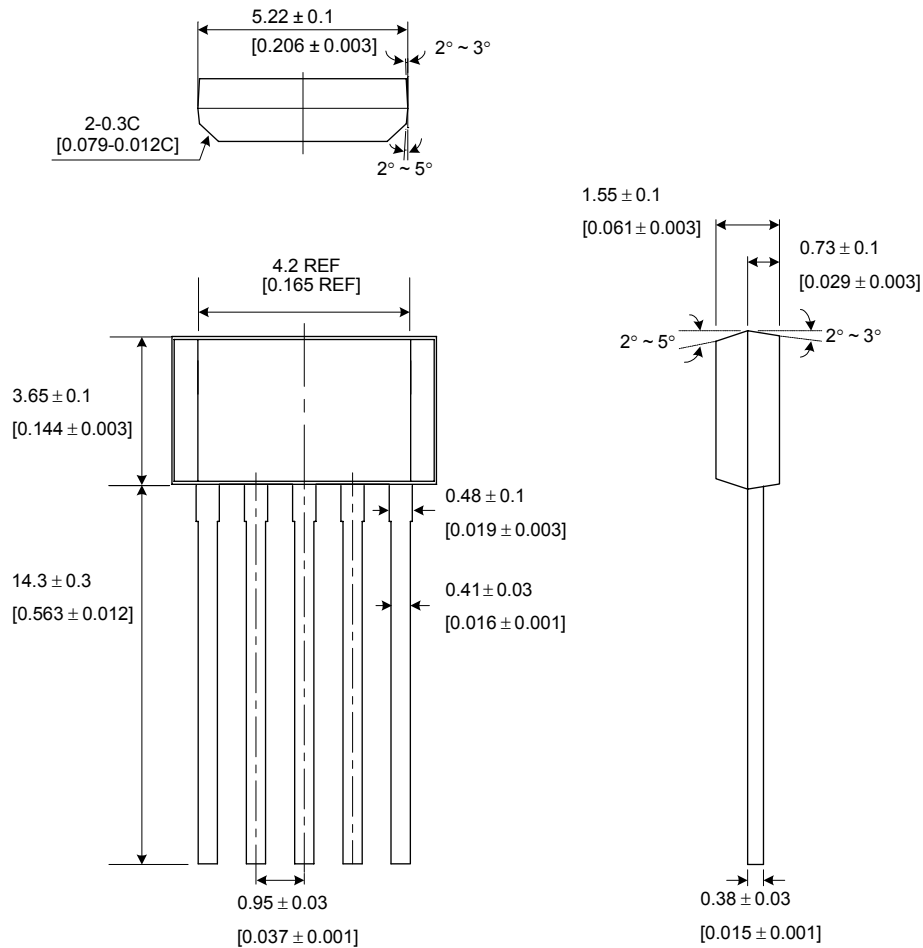


AH292

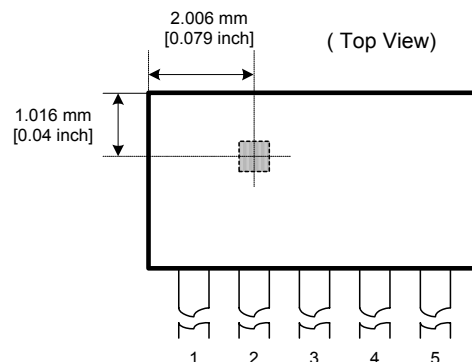
Low Voltage Hall-Effect Smart Fan Motor Controller

■ Package Information

(1) Package type: SIP-5L (unit: mm / [inch])



■ Location of Sensing Point



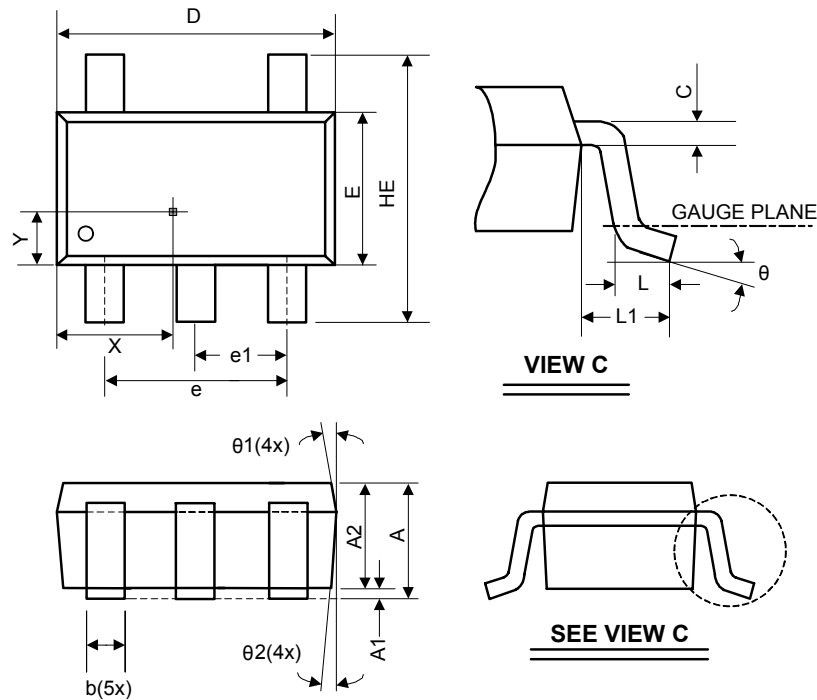
SIP-5L and SOT23-5L Not Recommended for New Design



AH292

Low Voltage Hall-Effect Smart Fan Motor Controller

(2) Package type: SOT23-5L



Symbol	Dimensions In Millimeters			Dimensions In Inches		
	Min.	Nom.	Max.	Min.	Nom.	Max.
A	1.05	-	1.35	0.041	-	0.053
A1	0.05	-	0.15	0.002	-	0.006
A2	1.00	1.10	1.20	0.039	0.043	0.047
b	0.25	-	0.50	0.010	-	0.020
C	0.08	-	0.20	0.003	-	0.008
D	2.70	2.90	3.00	0.106	0.114	0.118
E	1.50	1.60	1.70	0.059	0.063	0.067
HE	2.60	2.80	3.00	0.102	0.110	0.118
L	0.30	-	0.60	0.012	-	0.024
L1	0.50	0.60	0.70	0.020	0.024	0.028
e	1.80	1.90	2.00	0.071	0.075	0.079
e1	0.85	0.95	1.05	0.033	0.037	0.041
theta	0°	5°	10°	0°	5°	10°
theta1	3°	5°	7°	3°	5°	7°
theta2	6°	8°	10°	6°	8°	10°
X	-	1.067	-	-	0.042	-
Y	-	0.432	-	-	0.017	-

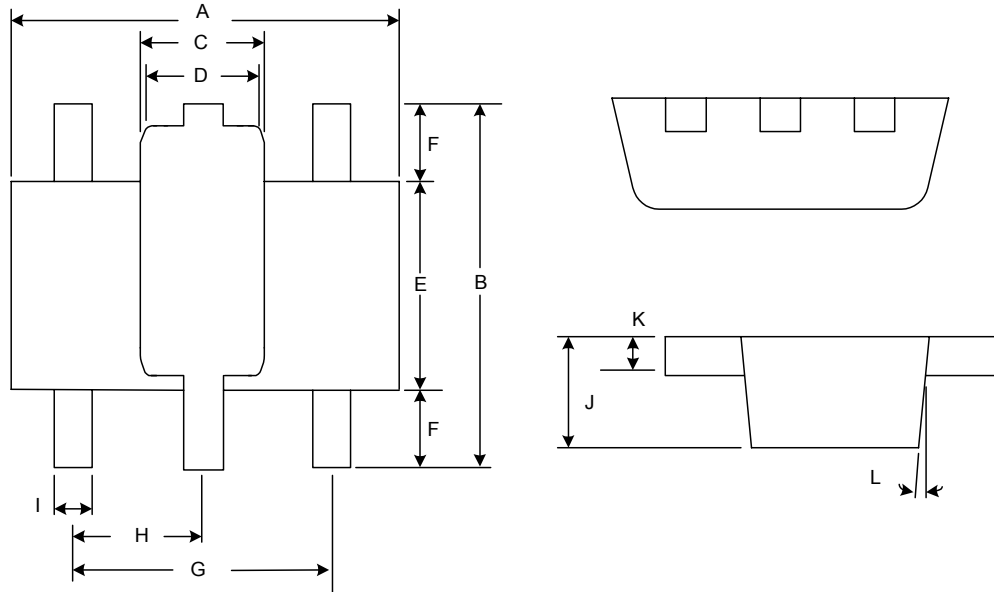
SIP-5L and SOT23-5L Not Recommended for New Design



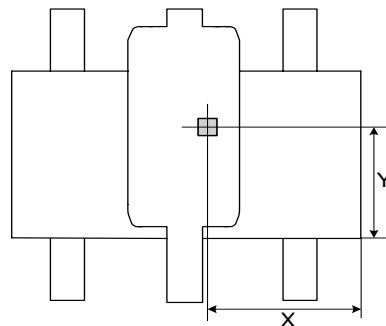
AH292

Low Voltage Hall-Effect Smart Fan Motor Controller

(3) Package type: SOT89-5L



Package Sensor Location



Symbol	Dimensions In Millimeters			Dimensions In Inches		
	Min.	Nom.	Max.	Min.	Nom.	Max.
A	4.40	4.50	4.60	0.173	0.177	0.181
B	4.05	4.15	4.25	0.159	0.163	0.167
C	1.50	1.60	1.70	0.059	0.063	0.067
D	1.30	1.40	1.50	0.051	0.055	0.059
E	2.40	2.50	2.60	0.094	0.098	0.102
F	0.80	-	-	0.031	-	-
G	3.00 Ref.			0.118 Ref.		
H	1.50 Ref.			0.059 Ref.		
I	0.40	0.46	0.52	0.016	0.018	0.020
J	1.40	1.50	1.60	0.055	0.059	0.063
K	0.35	0.39	0.43	0.014	0.015	0.017
L	5° Typ.			5° Typ.		
X	-	1.90	-	-	0.075	-
Y	-	1.65	-	-	0.065	-