

SLR-343 Series

Features

- Viewing angle 2θ 1/2 : 40°
- Competent to direct mount



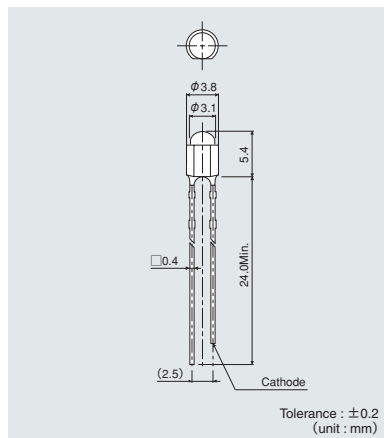
Specifications

Viewing angle 2θ 1/2 / 40° : Standard

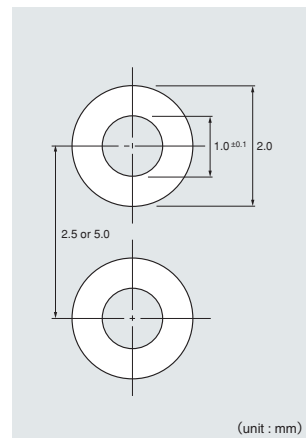
Part No.	Chip Structure	Emitting Color	Absolute Maximum Ratings (Ta=25°C)					Electrical and Optical Characteristics (Ta=25°C)									
			Power Dissipation Pd (mW)	Forward Current If (mA)	Peak Forward Current Ifp (mA)	Reverse Voltage Vr (V)	Operating Temperature Topr (°C)	Storage Temperature Tstg (°C)	Forward Voltage V _F Typ. (V)	Forward Current If (mA)	Reverse Current Ir (μA)	Reverse Voltage Vr (V)	Dominant Wavelength λ D Typ. (nm)	Beam Diameter D Typ. (mm)	Beam Diameter D Min. (mcd)	Beam Diameter D Typ. (mcd)	Luminous Intensity Iv (mA)
SLR-343VR	GaAsP on GaP	Red	60	20	60*1	3	-25 to +85	-30 to +100	2.0				630		5.6	16	
SLR-343VC																	
SLR-343DU	GaAsP on GaP	Orange	60	20	60*1	3	-25 to +85	-30 to +100	2.0				605		5.6	16	
SLR-343DC																	
SLR-343YY	GaP	Yellow	75	25	60*1	3	-25 to +85	-30 to +100	2.1				587	10	3.6	10	10
SLR-343YC																	
SLR-343MG	GaP	Green	75	25	60*1	3	-25 to +85	-30 to +100	2.1				572		9.0	25	
SLR-343MC																	
SLR-343PG	InGaN	Bluish Green	120	30	100*2	5	-20 to +80	-30 to +100	3.3				527		900	2200	
SLR-343PC																	
SLR343ECT	InGaN	Blue	120	30	100*2	5	-20 to +80	-30 to +100	3.3	20	100	5	470	20	200	600	20
SLR343EC4T																	
SLR343BCT	InGaN	Blue	105	25	100*2	5	-20 to +80	-30 to +100	3.3				470		200	600	20
SLR343BC7T																	
SLR343BC4T	InGaN	Blue	120	30	100*2	5	-20 to +80	-30 to +100	3.2				(x, y) (0.31, 0.31)		330	680	
SLR343WBC7T																	

* 1:Duty1/5, 200Hz, * 2:Duty1/10, 1kHz

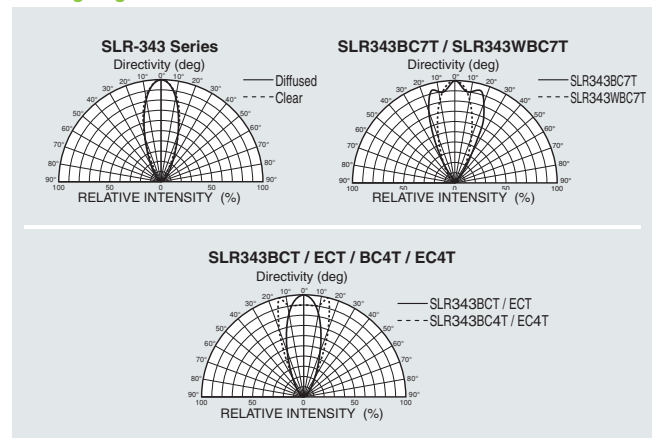
Dimensions



Recommended Solder Pattern

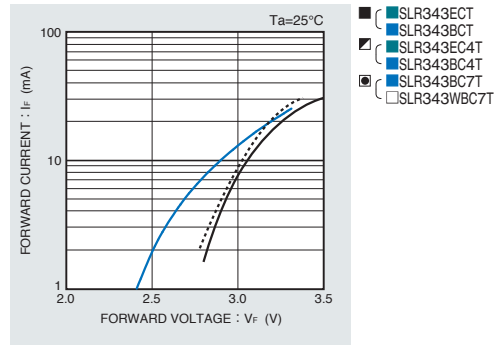
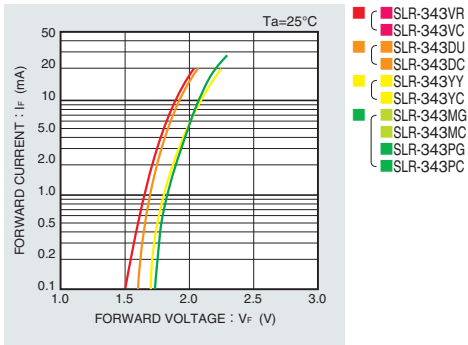


Viewing Angle

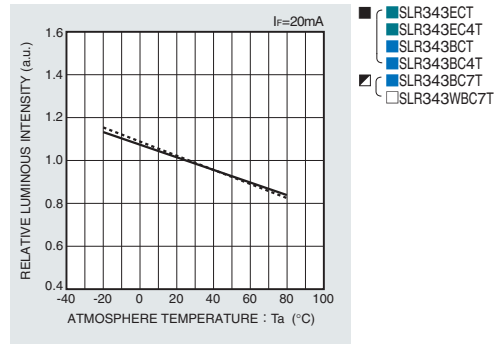
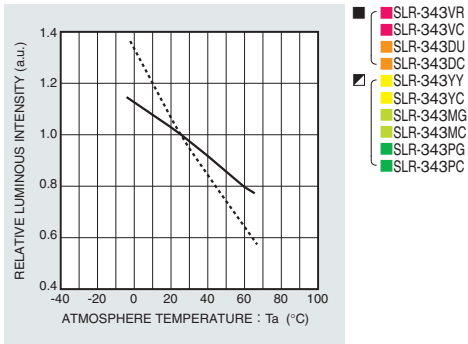


Electrical Characteristics Curves

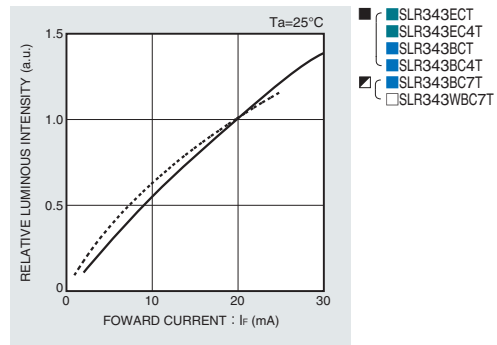
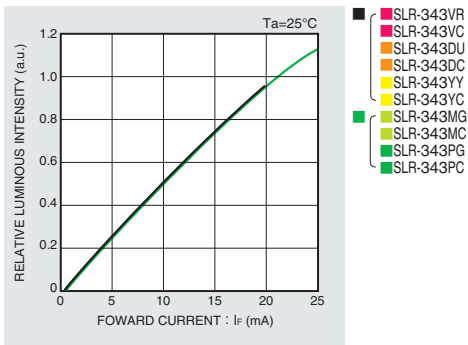
Forward Current-Forward Voltage



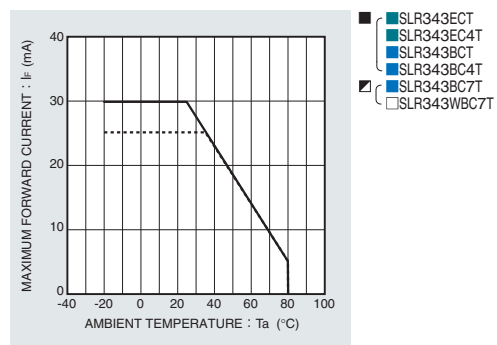
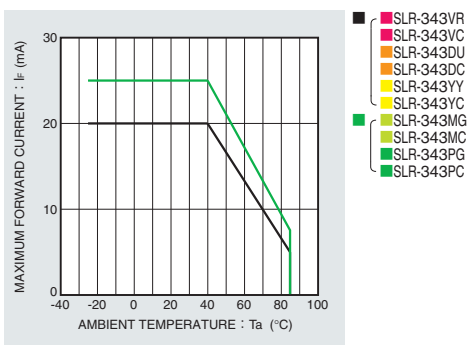
Luminous Intensity-Atmosphere Temperature



Luminous Intensity-Forward Current



Derating



Rank Reference of Brightness

Red (V)

(Ta=25°C, If=10mA)

Viewing angle (2θ1/2)	Resin Color	Brightness Rank	E	F	G	H	J	K	L	M	N	P	Q	R	S	T	U	V
		Brightness (mcd)	0.40 to 0.63	0.63 to 1.0	1.0 to 1.6	1.6 to 2.5	2.5 to 4.0	4.0 to 6.3	6.3 to 10	10 to 16	16 to 25	25 to 40	40 to 63	63 to 100	100 to 160	160 to 250	250 to 400	400 to 630
φ3 Circular type	40°	Transparent Colored	SLR-343VC															
		Diffused Colored	SLR-343VR															

Orange (D)

(Ta=25°C, If=10mA)

Viewing angle (2θ1/2)	Resin Color	Brightness Rank	E	F	G	H	J	K	L	M	N	P	Q	R	S	T	U	V
		Brightness (mcd)	0.40 to 0.63	0.63 to 1.0	1.0 to 1.6	1.6 to 2.5	2.5 to 4.0	4.0 to 6.3	6.3 to 10	10 to 16	16 to 25	25 to 40	40 to 63	63 to 100	100 to 160	160 to 250	250 to 400	400 to 630
φ3 Circular type	40°	Transparent Colored	SLR-343DC															
		Diffused Colored	SLR-343DU															

Yellow (Y)

(Ta=25°C, If=10mA)

Viewing angle (2θ1/2)	Resin Color	Brightness Rank	E	F	G	H	J	K	L	M	N	P	Q	R	S	T	U	V
		Brightness (mcd)	0.40 to 0.63	0.63 to 1.0	1.0 to 1.6	1.6 to 2.5	2.5 to 4.0	4.0 to 6.3	6.3 to 10	10 to 16	16 to 25	25 to 40	40 to 63	63 to 100	100 to 160	160 to 250	250 to 400	400 to 630
φ3 Circular type	40°	Transparent Colored	SLR-343YC															
		Diffused Colored	SLR-343YY															

Green (M, P)

(Ta=25°C, If=10mA)

Viewing angle (2θ1/2)	Resin Color	Brightness Rank	E	F	G	H	J	K	L	M	N	P	Q	R	S	T	U	V
		Brightness (mcd)	0.40 to 0.63	0.63 to 1.0	1.0 to 1.6	1.6 to 2.5	2.5 to 4.0	4.0 to 6.3	6.3 to 10	10 to 16	16 to 25	25 to 40	40 to 63	63 to 100	100 to 160	160 to 250	250 to 400	400 to 630
φ3 Circular type	40°	Transparent Colored	SLR-343MC															
		Diffused Colored	SLR-343MG															
		Transparent Colorless	SLR-343PG															
		Colorless	SLR-343PC															

Bluish Green (E)

(Ta=25°C, If=20mA)

Viewing angle (2θ1/2)	Resin Color	Brightness Rank	XH	XJ	XK	XL	XM	XN	XP	XQ	XR	XS	XT	XU
		Brightness (mcd)	150 to 220	220 to 330	330 to 470	470 to 680	680 to 1000	1000 to 1500	1500 to 2200	2200 to 3300	3300 to 4700	4700 to 6800	6800 to 10000	10000 to 15000
φ3 Circular type	40°	Transparent Colorless	*SLR343EC4T											
		Colorless	*SLR343ECT											

Blue (B)

(Ta=25°C, If=20mA)

Viewing angle (2θ1/2)	Resin Color	Brightness Rank	XH	XJ	XK	XL	XM	XN	XP	XQ	XR	XS	XT	XU
		Brightness (mcd)	150 to 220	220 to 330	330 to 470	470 to 680	680 to 1000	1000 to 1500	1500 to 2200	2200 to 3300	3300 to 4700	4700 to 6800	6800 to 10000	10000 to 15000
φ3 Circular type	40°	Transparent Colorless	SLR343BC7T											
		Colorless	*SLR343BC4T											
		Colorless	*SLR343BCT											
		Colorless	SLR343BCT											

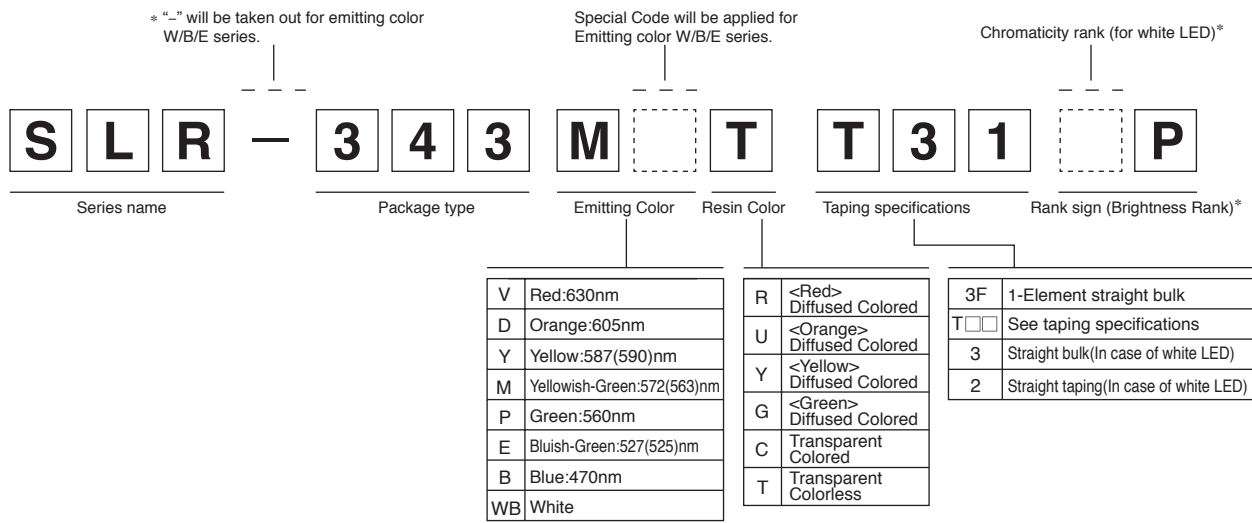
White (WB)

(Ta=25°C, If=20mA)

Viewing angle (2θ1/2)	Resin Color	Brightness Rank	XJ	XK	XL	XM	XN	XP	XQ	XR	XS	XT	XU
		Brightness (mcd)	220 to 330	330 to 470	470 to 680	680 to 1000	1000 to 1500	1500 to 2200	2200 to 3300	3300 to 4700	4700 to 6800	6800 to 10000	10000 to 15000
φ3 Circular type	40°	Transparent Colorless	SLR343WBC7T										

※Brightness on specification sheet include tolerance of within ± 10%.

Part No. Construction



- * Concerning the Brightness rank
 - Please refer to the rank chart above for luminous intensity classification.
 - Part name is individual for each rank.
 - When shipped as sample, the part name will be a representative part name.
- General products are free of ranks. Please contact sales if rank appointment is needed.

Notes

No copying or reproduction of this document, in part or in whole, is permitted without the consent of ROHM Co.,Ltd.

The content specified herein is subject to change for improvement without notice.

The content specified herein is for the purpose of introducing ROHM's products (hereinafter "Products"). If you wish to use any such Product, please be sure to refer to the specifications, which can be obtained from ROHM upon request.

Examples of application circuits, circuit constants and any other information contained herein illustrate the standard usage and operations of the Products. The peripheral conditions must be taken into account when designing circuits for mass production.

Great care was taken in ensuring the accuracy of the information specified in this document. However, should you incur any damage arising from any inaccuracy or misprint of such information, ROHM shall bear no responsibility for such damage.

The technical information specified herein is intended only to show the typical functions of and examples of application circuits for the Products. ROHM does not grant you, explicitly or implicitly, any license to use or exercise intellectual property or other rights held by ROHM and other parties. ROHM shall bear no responsibility whatsoever for any dispute arising from the use of such technical information.

The Products specified in this document are intended to be used with general-use electronic equipment or devices (such as audio visual equipment, office-automation equipment, communication devices, electronic appliances and amusement devices).

The Products specified in this document are not designed to be radiation tolerant.

While ROHM always makes efforts to enhance the quality and reliability of its Products, a Product may fail or malfunction for a variety of reasons.

Please be sure to implement in your equipment using the Products safety measures to guard against the possibility of physical injury, fire or any other damage caused in the event of the failure of any Product, such as derating, redundancy, fire control and fail-safe designs. ROHM shall bear no responsibility whatsoever for your use of any Product outside of the prescribed scope or not in accordance with the instruction manual.

The Products are not designed or manufactured to be used with any equipment, device or system which requires an extremely high level of reliability the failure or malfunction of which may result in a direct threat to human life or create a risk of human injury (such as a medical instrument, transportation equipment, aerospace machinery, nuclear-reactor controller, fuel-controller or other safety device). ROHM shall bear no responsibility in any way for use of any of the Products for the above special purposes. If a Product is intended to be used for any such special purpose, please contact a ROHM sales representative before purchasing.

If you intend to export or ship overseas any Product or technology specified herein that may be controlled under the Foreign Exchange and the Foreign Trade Law, you will be required to obtain a license or permit under the Law.



Thank you for your accessing to ROHM product informations.
More detail product informations and catalogs are available, please contact us.

ROHM Customer Support System

<http://www.rohm.com/contact/>

