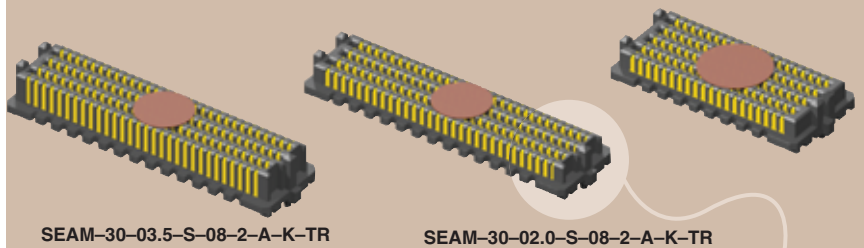




SEAM-20-02.0-S-10-2-A-K-TR



OPEN PIN FIELD ARRAY SEAM SERIES

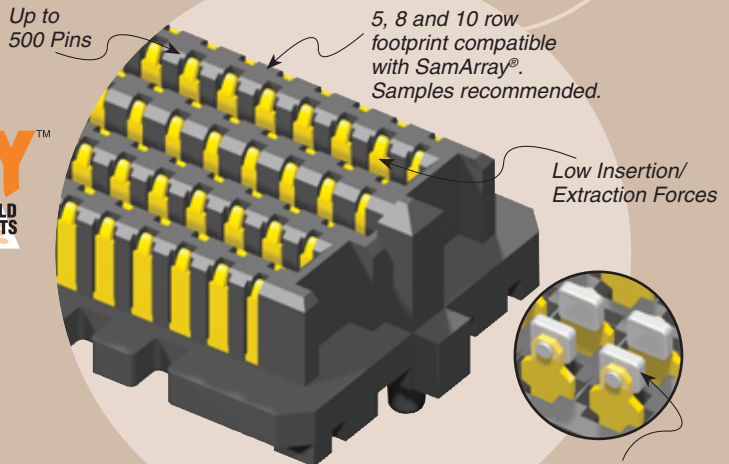
SPECIFICATIONS

For complete specifications and recommended PCB layouts see www.samtec.com?SEAM

- Insulator Material:** Black LCP
- Contact Material:** Copper Alloy
- Current Rating:** 2.7 A
- Operating Temp Range:** -55°C to +125°C
- Plating:** Au over 50µ" (1,27µm) Ni
- Contact Resistance:** 5.5 mΩ
- Working Voltage:** 240 VAC
- RoHS Compliant:** Yes
- Processing:** Max Processing Temp: 230°C for 60 seconds, or 260°C for 20 seconds 3x
- Lead-Free Solderable:** Yes



Mates with:
SEAF, SADL



7mm Stack Height	Rated @ -3dB Insertion Loss
Single-Ended Signaling	5 GHz / 10 Gbps
Differential Pair Signaling	10.5 GHz / 21 Gbps
Performance data for other stack heights available at www.samtec.com?SEAM	

Lead-Free Solder Charge Terminations (Tin/Lead also available)

Industry Standards

PISMO 2
VITA 47
VITA 57

Protocols Supported

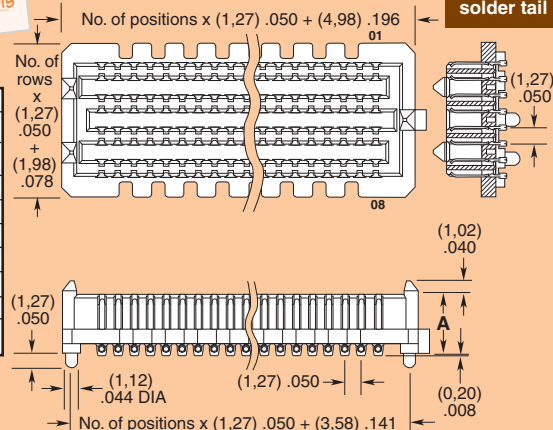
Fibre Channel
Rapid I/O
PCI Express®
SATA
Infiniband

Download app notes at:
www.samtec.com/appnote
Contact SIG @ samtec.com for questions on protocols

SEAM	NO. PINS PER ROW	LEAD STYLE	PLATING OPTION	NO. OF ROWS	SOLDER TYPE	A	K	TR
	-15, -20, -30, -40, -50	Specify LEAD STYLE from chart	-S = 30µ" (0,76µm) Gold on contact area, Matte Tin on solder tail -L = 10µ" (0,25µm) Gold on contact area, Matte Tin on solder tail	-04 = Four Rows -05 = Five Rows -06 = Six Rows -08 = Eight Rows -10 = Ten Rows	-2 = Lead-Free Tin Alloy 95.5% Sn/3.8% Ag/0.7% Cu Solder Charge		-A = Alignment Pins (Required. Arrays will not self-center on solder pads) -K = Polyimide film Pick & Place Pad -TR = Tape & Reel	

SEAM LEAD STYLE	MATED HEIGHTS* SEAF LEAD STYLE		
	-05.0	-06.0	-06.5
-02.0	7mm	8mm	8.5mm
-03.0	8mm	9mm	9.5mm
-03.5	8.5mm	9.5mm	10mm
-07.0	12mm	13mm	13.5mm
-09.0	14mm	15mm	15.5mm
-11.0	16mm	17mm	17.5mm

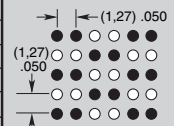
*Processing conditions will affect mated height.



LEAD STYLE	A
-02.0	(4,60) .181
-03.0	(5,59) .220
-03.5	(6,10) .240
-07.0	(9,60) .378
-09.0	(11,60) .457
-11.0	(13,60) .535

DIFFERENTIAL APPLICATION

ARRAY	PAIR COUNT
50x10	125
50x8	100
40x10	100
40x8	80
40x6	60
30x10	75
30x8	60
30x6	45
20x10	50
20x8	40
20x10	25



Note: Some sizes, styles and options are non-standard, non-returnable.

Due to technical progress, all designs, specifications and components are subject to change without notice.

WWW.SAMTEC.COM