



Series 0625 Pin-Line Headers with Screw Machine Contacts

FEATURES:


- Aries Pin-Line headers are available with a variety of screw machined contacts. Consult Data Sheet No. 12034 for strip-line headers with coined contacts.
- "Break" feature allows header to be cut to the number of positions desired.
- Side-to-side and end-to-end stackable.

SPECIFICATIONS:

- Body material is red UL 94-HB Glass-filled Nylon. Consult factory for UL 94V-0 rated material.
- Fork and Post style contacts are Brass Alloy 360 1/2 hard per UNS C36000 ASTM-B16-85.
- Solder cup style contact is Phosphor Bronze Alloy per 544 UNS C5400 ASTM-B139-90.
- Contact plating is either 200µ [5.08µm] min. 93/7 Tin/Lead per MIL-P-81728 or 10µ [2.5µm] min. Gold per MIL-G-45204 over 100µ [2.54µm] min. Nickel per QQ-N-290.
- Contact current rating=2 Amps (3 Amps for Pin Style 5).
- Operating temperature=221°F [105°C] Tin plating, =257°F [125°C] Gold plating.

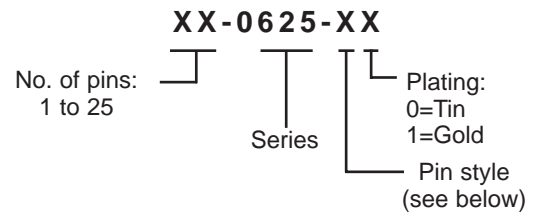
MOUNTING CONSIDERATIONS:

- Suggested PCB hole size=.028 ± .002 [.71 ± .05] dia.



Note: Aries specializes in custom design and production. In addition to the standard products shown on this page, special materials, platings, sizes, and configurations can be furnished, depending on quantities. Aries reserves the right to change product specifications without notice.

ORDERING INFORMATION

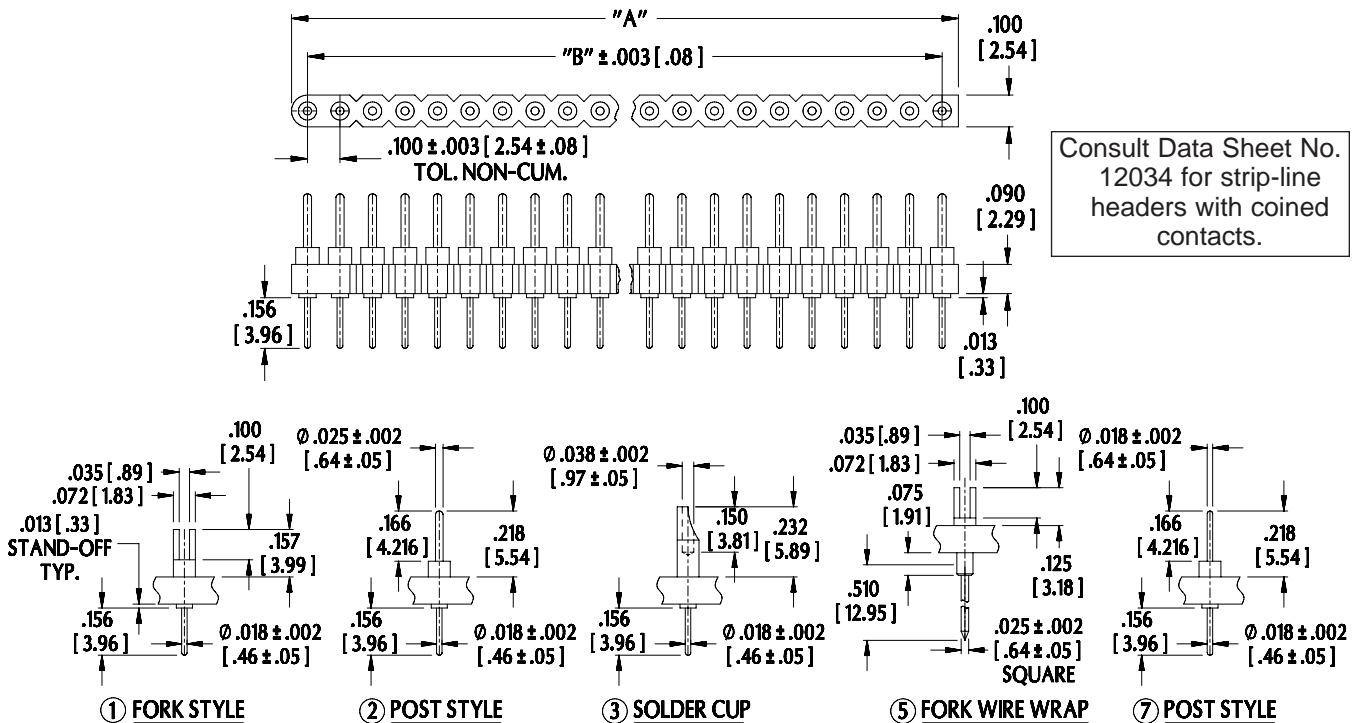


ALL DIMENSIONS: INCHES [MILLIMETERS]

All tolerances ± .005 [.13] unless otherwise specified

"A"=NO. OF PINS PER ROW X .100 [2.54]

"B"=(NO. OF PINS PER ROW - 1) X .100 [2.54]



ARIES
ELECTRONICS, INC.
http://www.arieselec.com • info@arieselec.com

NORTH AMERICA
Frenchtown, NJ USA
TEL: (908) 996-6841
FAX: (908) 996-3891



UK/IRELAND/GB
TEL: +44 870 240 0249
FAX: +44 1653 600493
uking@arieselec.com

EUROPE/MAINLAND/HOLLAND
TEL: +31 78 615 94 65
FAX: +31 78 615 43 11
europe@arieselec.com

12036
REV.C