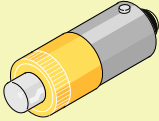
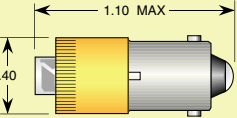
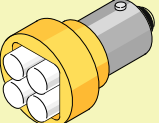
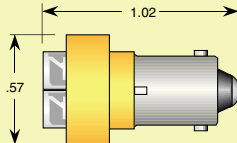
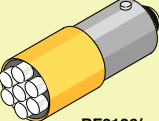
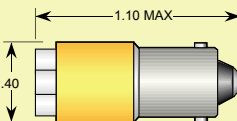
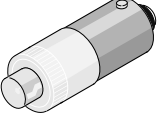
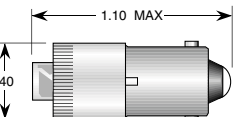
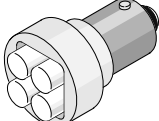
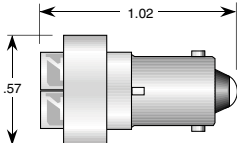
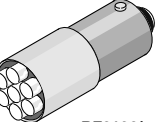
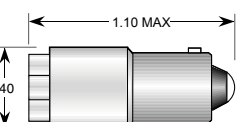


LED[®] T3-1/4 (9mm) Miniature Based LED Lamps

Miniature Packages	Replaces Incandescent	Part Number	Electrical-Optical Characteristics (Ta = 25°C)			Angle of Illumination	Special Features
			Voltage V typ	Current mA typ	Intensity mcd		
595nm Super Yellow InGaAlP  BF321 	6MB, 44, 47, 755	BF321-0UY-006B	5/6V	20	116	120°	Center Contact Polarity B = Bipolar AC/DC A = AC only Replace BF321 With B321 for Narrow Beam (15°) 3.2K mcd @ 20mA
	12MB, 756	BF321-0UY-014B	12/14V	20	116		
	24MB,	BF321-0UY-024B	24V	20	116		
	313,757,1819,1829	BF321-0UY-028B	28V	20	116		
	48MB	BF321-0UY-048B	48V	12	54		
	60MB,1835	BF321-0UY-060B	60V	12	54		
	120MB, NE51H	BF321-0UY-120A	120VAC	10	39		
	BF321-0UY-130B	130V	8	24			
595nm Super Yellow InGaAlP  BF304 	6MB, 44, 47, 755	BF304-0UY-006B	5/6V	80	464	120°	Center Contact Polarity B = Bipolar AC/DC A = AC only Replace BF304 With B304 for Narrow Beam (15°) 12.8K mcd @ 20mA
	12MB, 756	BF304-0UY-014B	12/14V	40	464		
	24MB,	BF304-0UY-024B	24V	20	464		
	313,757,1819,1829	BF304-0UY-028B	28V	20	464		
	48MB	BF304-0UY-048B	48V	12	216		
	60MB,1835	BF304-0UY-060B	60V	12	216		
	120MB, NE51H	BF304-0UY-120A	120VAC	10	156		
	BF304-0UY-130B	130V	8	96			
595nm Super Yellow InGaAlP  BF3126/ BF3127 	6MB, 44, 47, 755	BF3126-0UY-006B	5/6V	120	192	120°	Center Contact Polarity B = Bipolar AC/DC A = AC only Replace BF3126/3127 With B3126/3127 for Medium Beam (50°) 7K mcd @ 20mA
	12MB, 756	BF3126-0UY-014B	12/14V	40	192		
	24MB,	BF3127-0UY-024B	24V	20	224		
	313,757,1819,1829	BF3127-0UY-028B	28V	20	224		
	48MB	BF3127-0UY-048B	48V	12	105		
	60MB,1835	BF3127-0UY-060B	60V	12	105		
	120MB, NE51H	BF3127-0UY-120A	120VAC	10	87		
	BF3127-0UY-130B	130V	8	70			
8000K Cool White SiC/GaN  BF321 	6MB, 44, 47, 755	BF321-0CW-006B	5/6V	15	160	120°	Center Contact Polarity B = Bipolar AC/DC A = AC only Replace BF321 With B321 for Std. Beam (50°)
	12MB, 756	BF321-0CW-014B	12/14V	15	160		
	24MB,	BF321-0CW-024B	24V	15	160		
	313,757,1819,1829	BF321-0CW-028B	28V	15	160		
	48MB	BF321-0CW-048B	48V	12	128		
	60MB,1835	BF321-0CW-060B	60V	12	128		
	120MB, NE51H	BF321-0CW-120A	120VAC	10	106		
	BF321-0CW-130B	130V	8	85			
8000K Cool White SiC/GaN  BF304 	6MB, 44, 47, 755	BF304-0CW-006B	5/6V	60	640	120°	Center Contact Polarity B = Bipolar AC/DC A = AC only Replace BF304 With B304 for Std. Beam (50°)
	12MB, 756	BF304-0CW-014B	12/14V	30	640		
	24MB,	BF304-0CW-024B	24V	15	640		
	313,757,1819,1829	BF304-0CW-028B	28V	15	640		
	48MB	BF304-0CW-48B	48V	12	512		
	60MB,1835	BF304-0CW-60B	60V	12	512		
	120MB, NE51H	BF304-0CW-120A	120VAC	10	424		
	BF304-0CW-130B	130V	8	340			
8000K Cool White SiC/GaN  BF3126/ BF3127 	6MB, 44, 47, 755	BF3126-0CW-006B	5/6V	90	900	120°	Center Contact Polarity B = Bipolar AC/DC A = AC only Replace BF3126/3127 With B3126/3127 for Std. Beam (50°)
	12MB, 756	BF3126-0CW-014B	12/14V	30	900		
	24MB,	BF3126-0CW-024B	24V	15	900		
	313,757,1819,1829	BF3127-0CW-028B	28V	15	1050		
	48MB	BF3127-0CW-048B	48V	12	840		
	60MB,1835	BF3127-0CW-060B	60V	12	840		
	120MB, NE51H	BF3127-0CW-120A	120VAC	10	700		
	BF3127-0CW-130B	130V	8	560			

All dimensions in inches. For millimeters multiply by 25.4

Log # 122J Rev 10-2000