

## 90° All Plastic, Printed Circuit Termination

### Standard Data

#### MATERIAL AND FINISHES

	Materials	Finishes
Housing/Retainer	Glass-filled thermoplastic, UL 94V-0 rated, black	—
Contacts	Copper alloy, stamped	Engaging End: Gold over nickel electroplate Termination End: Tin/Lead electroplate

#### MECHANICAL FEATURES

Coupling — Friction  
Polarization — Keystone shape  
Contact Type — Captivated  
Contact Termination — Solder

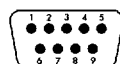
#### PERFORMANCE SPECIFICATIONS

Current Rating — 3 Amps  
Dielectric Withstanding Voltage — 600 VAC sea level  
Insulation Resistance — 1000 megohms minimum  
Temperature Range — -55°C to +125°C

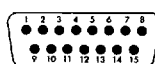
### Contact Arrangements

Face View, Pin Insert

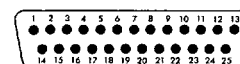
Shell Size  
Contact Arrangement  
Contact Size



E  
9  
#20

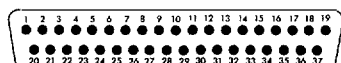


A  
15  
#20

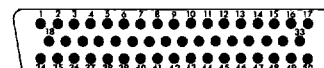


B  
25  
#20

Shell Size  
Contact Arrangement  
Contact Size




C  
37  
#20



D  
50  
#20


### How To Order

#### AA Style (.478 Footprint)



Number of Contacts (Shell Size)	.120 Mounting Hole Pin/Socket	Part Numbers	
		4-40 Threaded Inserts Installed Pin/Socket	4-40 Female Screwlock Installed Pin/Socket
9 (E)	DEP-9PAA or SAA	DEPL-9PAA or SAA	DEPM-9PAA or SAA
15 (A)	DAP-15PAA or SAA	DAPL-15PAA or SAA	DAPM-9PAA or SAA
25 (B)	DBP-25PAA or SAA	DBPL-25PAA or SAA	DBPM-9PAA or SAA
37 (C)	DCP-37PAA or SAA	DCPL-37PAA or SAA	DCPM-9PAA or SAA
50 (D)	DDP-50PAA or SAA	DDPL-50PAA or SAA	DDPM-9PAA or SAA

#### CA Style (.590 Footprint)

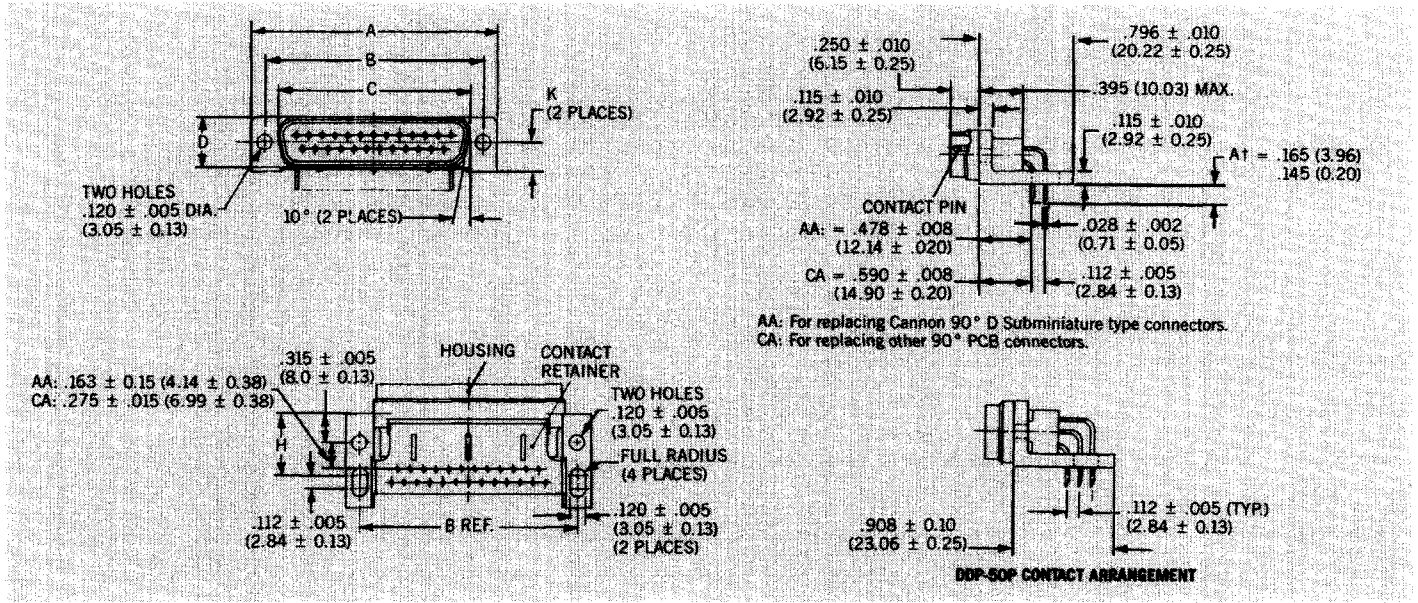


Number of Contacts (Shell Size)	.120 Mounting Hole Pin/Socket	Part Numbers	
		4-40 Threaded Inserts Installed Pin/Socket	4-40 Female Screwlock Installed Pin/Socket
9 (E)	DEP-9PCA or SCA	DEPL-9PCA or SCA	DEPM-9PCA or SCA
15 (A)	DAP15PCA or SCA	DAPL-15PCA or SCA	DAPM-15PCA or SCA
25 (B)	DBP25PCA or SCA	DBPL-25PCA or SCA	DBPM-25PCA or SCA
37 (C)	DCP37PCA or SCA	DCPL-37PCA or SCA	DCPM-37PCA or SCA
50 (D)	Not available	Not available	Not available

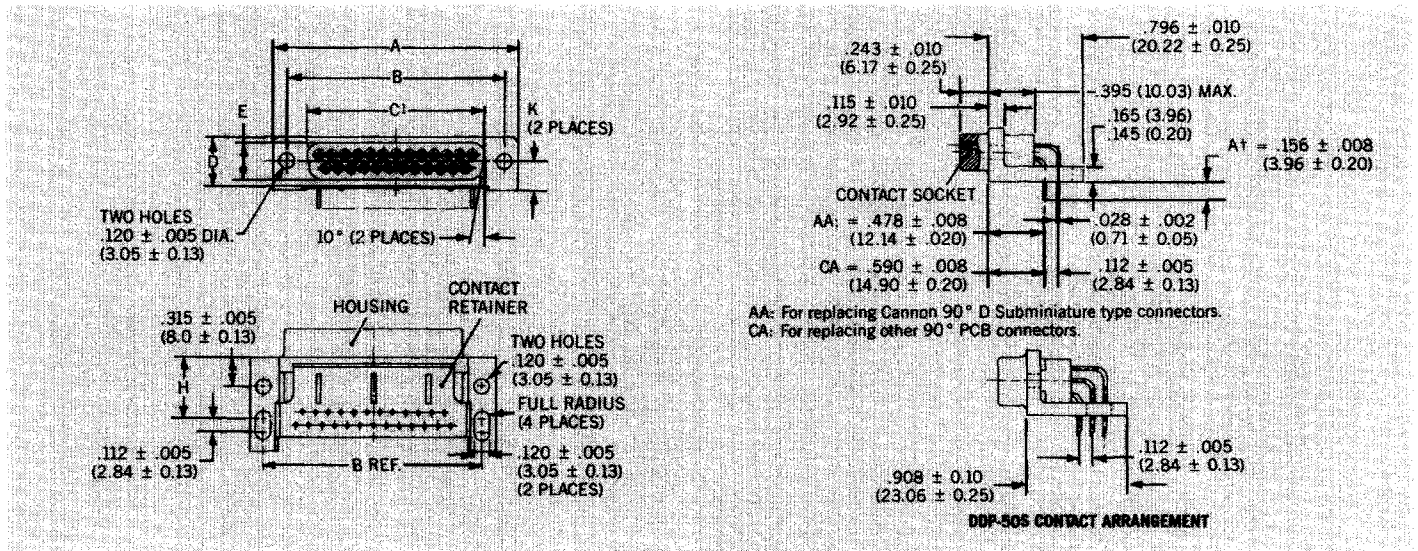
90° All Plastic, Printed Circuit Termination

Dimensions

Pin Connector



Socket Connector



See page 283 for PC Board hole patterns.

Part Number by Shell Size	A ±.015 (0.38)	B ±.005 (0.13)	C ±.010 (0.25)	C' ±.005 (0.13)	D ±.015 (0.38)	E ±.005 (0.13)	H ±.005 (0.13)	K ±.010 (0.25)
DEP-9P*	1.213 (30.81)	.984 (24.99)	.752 (19.10)	—	.419 (10.64)	—	.523 (13.28)	.245 (6.22)
DEP-9S*	1.213 (30.81)	.984 (24.99)	—	.643 (16.33)	.419 (10.64)	.311 (7.90)	.523 (13.28)	.245 (6.22)
DAP-15P*	1.543 (39.19)	1.312 (39.19)	1.080 (27.43)	—	.419 (10.64)	—	.523 (13.28)	.245 (6.22)
DAP-15S*	1.543 (39.19)	1.312 (39.19)	—	.971 (24.66)	.419 (10.64)	.311 (7.90)	.523 (13.28)	.245 (6.22)
DBP-25P*	2.085 (52.96)	1.852 (47.04)	1.620 (41.15)	—	.419 (10.64)	—	.523 (13.28)	.245 (6.22)
DBP-25S*	2.085 (52.96)	1.852 (47.04)	—	1.511 (38.38)	.419 (10.64)	.311 (7.90)	.523 (13.28)	.245 (6.22)
DCP-37P*	2.729 (69.32)	2.500 (63.50)	2.268 (57.61)	—	.419 (10.64)	—	.523 (13.28)	.245 (6.22)
DCP-37S*	2.729 (69.32)	2.500 (63.50)	—	2.159 (54.84)	.419 (10.64)	.311 (7.90)	.523 (13.28)	.245 (6.22)
DDP-50P*	2.635 (66.93)	2.4C6 (61.11)	2.168 (55.07)	—	.525 (13.34)	—	.558 (14.17)	.300 (7.62)
DDP-50S*	2.635 (66.93)	2.4C6 (61.11)	—	2.064 (52.43)	.525 (13.34)	.423 (10.74)	.558 (14.17)	.300 (7.62)

\*Add PC Termination Type