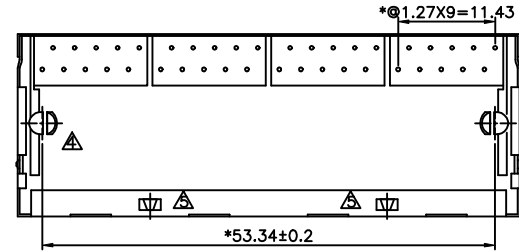
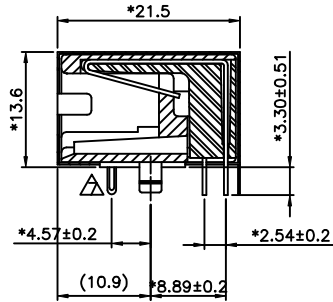
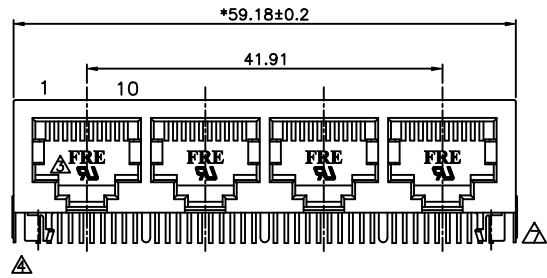


DRAWING MODIFY		Qianpu	REVISION RECORD			
REV	ECO	DESCRIPTION	DRFT	CHKD		
△		ADD PART NO.				
△		MODIFY DRAWING			NOTE MODIFY	
△		ADD PART NO.			ADD PART NUMBER	
△		ADD PART NO.			DRAWING MODIFY	
△					DRAWING MODIFY	



NOTES:

ELECTRICAL:

- VOLTAGE RATING : 125 VAC RMS.
- CURRENT RATING : 1.5 AMP.
- CONTACT RESISTANCE : 50 MILLIOHMS MAX. △
- INSULATION RESISTANCE: 1000 MEGOHMS MIN @ 500 VDC.
- DIELECTRIC STRENGTH : 1000 VAC RMS 60Hz, 1MIN.

MECHANICAL:

- HOUSING MATERIAL : GLASS FILLED POLYESTER UL94V-0 OR FR52.
- CONTACT MATERIAL : PHOSPHOR BRONZE ϕ 0.46mm.
- PLATING : GOLD PLATING OVER NICKEL.
- OPERATING LIFE : 750 CYCLES MIN.
- PCB RETENTION PRE-SOLDER : 1 LB MIN.
- PCB RETENTION POST-SOLDER: 10 LBS MIN.

ENVIRONMENTAL:

- STORAGE : -40°C TO +85°C.
- OPERATION: 0°C TO 70°C.

MATES WITH MODULAR PLUG CONFORMING TO FCC PART 68, SUBPART F.

CUL FILE NO. E163191

PART NUMBER: E590X-1XCX2X

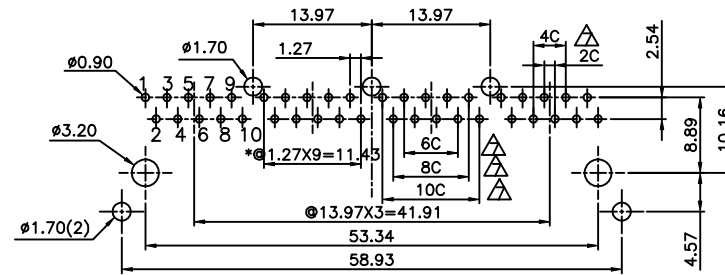
- | | | |
|----------------|-----------|--|
| NO. OF CONTACT | | 1- 3u" 2- 6u" |
| △ 2- 2 CONTACT | | 3- 15u" 4- 30u" |
| △ 4- 4 CONTACT | | 5- 50u" 6- Pd20u" |
| △ 6- 6 CONTACT | | |
| 8- 8 CONTACT | SHIELD: | 1- FRONT PEG 4.57 |
| 1-10 CONTACT | 3- TIN | 2- RRONT PEG 4.57, WITH 1 GROUNDING TABS |
| | 5- NICKEL | 3- RRONT PEG 4.57, WITH 3 GROUNDING TABS |

PART NUMBER: E590X-1XCW2X

- | | | |
|----------------|-----------|--------------------------------------|
| NO. OF CONTACT | | 1- 3u" 2- 6u" |
| △ 2- 2 CONTACT | | 3- 15u" 4- 30u" |
| △ 4- 4 CONTACT | | 5- 50u" 6- Pd20u" |
| △ 6- 6 CONTACT | | |
| 8- 8 CONTACT | SHIELD: | PA9T BK, BEFORE LEG 4.57 AFTER 3 LEG |
| 1-10 CONTACT | 3- TIN | W/ "FRE" LOGO |
| | 5- NICKEL | |

COST&DOWN PART NUMBER: E590X-15CXXXD △

- | | | |
|----------------|--|--|
| NO. OF CONTACT | | 1- 3u" 2- 6u" |
| △ 2- 2 CONTACT | | 3- 15u" 4- 30u" |
| △ 4- 4 CONTACT | | 5- 50u" 6- Pd20u" |
| △ 6- 6 CONTACT | | F- GOLD FASH |
| 8- 8 CONTACT | | 32-FRONT PEG 4.57 WITH 3 GROUNDING TABS |
| 1-10 CONTACT | | UTP FR52 W/ "FRE" LOGO |
| | | W2-PA9T BK, FRONT PEG 4.57 WITH 3 GROUNDING TABS |
| | | W/ "FRE" LOGO |
| | | 13-FR52 BK, FRONT PEG 4.57 |
| | | W/ FRE & UL LOGO |



PC Board Layout Component Side Shown

DETACHED LISTS	MM (INCH)	DFTO JAMIE	DATE 9/13/97	FULL RISE ELECTRONIC CO., LTD	
	TOLERANCES EXCEPT AS NOTED	CHKD QIANPU	DATE 2005/5/31		
	MM	MFO	DATE	TITLE 20.57 PCB JACK 10P	
	.0 ±0.20	APPVLUSHENG	DATE 2005/5/31		
.00 ±0.15	MATERIAL :			DRAWING NO. GE593008	
.000 ±0.075	ANGLES ±	QT'Y :			SIZE A3
	THIRD ANGLE PROJECTION	FINISH :			REV 9
		SCALE : 2.4:1	DO NOT SCALE DRAWING		SHEET OF Y