

.695" HEIGHT PROFILE METAL SHELL PRESS FIT FEMALE RECEPTACLES FOR PCB MOUNTING



PHYSICAL PROPERTIES

INSULATION MATERIAL: Glass filled polyester rated UL 94V-0
COLOR: Black
CONTACTS: High strength copper alloy
METAL SHELL: Steel, bright tin plate
DURABILITY: Up to 300 insertions and withdrawals without degradation of performance, dependent upon contact plating thickness selected

ELECTRICAL PROPERTIES

OPERATING VOLTAGE: 600 VDC (sea level)
CURRENT RATING: 5 Amperes
CONTACT RESISTANCE: 10 milliohms max. @ rated current
INSULATION RESISTANCE: 5000 megohms minimum
DIELECTRIC WITHSTANDING VOLTAGE: 1000 VAC minimum

ENVIRONMENTAL PROPERTIES

TEMPERATURE RATING: -55°C TO 125°C

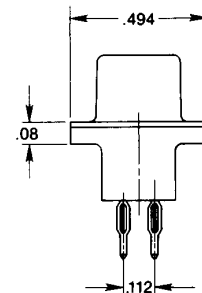
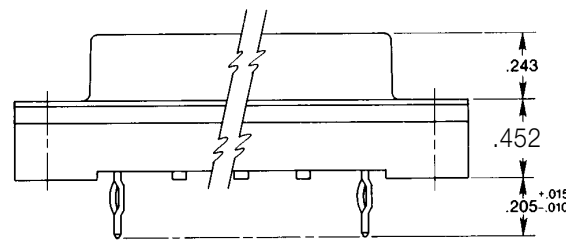
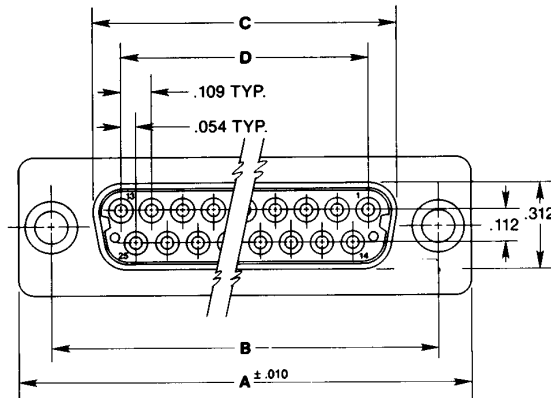
APPLICATION TOOLING

Mass Insertion Press Fit Tool:

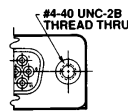
- 09 pos. 9823501
- 15 pos. 9823502
- 25 pos. 9823503
- 37 pos. 9823504

REMOVAL TOOL: Part # 98180

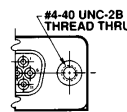
CAP REMOVAL TOOL: Part # 98175



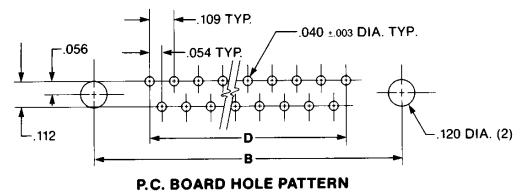
MOUNTING STYLE A
FLUSH



MOUNTING STYLE B
THREADED STANDOFF



MOUNTING STYLE C
FLUSH INSERT



Ordering Information

NUMBER OF CONTACTS	BASIC CONNECTOR W/ .120" DIA. THRU HOLES	CATALOG NUMBER BY MOUNTING STYLE		DIMENSIONS			
		4-40 THREADED STANDOFF	4-40 FLUSH THREADED INSERT	A	B	C	D
9	H9R09PF29A	H9R09PF29B	H9R09PF29C	1.224	.984	.646	.436
15	H9R15PF29A	H9R15PF29B	H9R15PF29C	1.552	1.312	.974	.763
25	H9R25PF29A	H9R25PF29B	H9R25PF29C	2.092	1.852	1.514	1.308
37	H9R37PF29A	H9R37PF29B	H9R37PF29C	2.740	2.500	2.162	1.962

NOTE: Add suffix **S** for metal snap latch. Not available on basic connector.