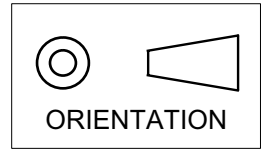
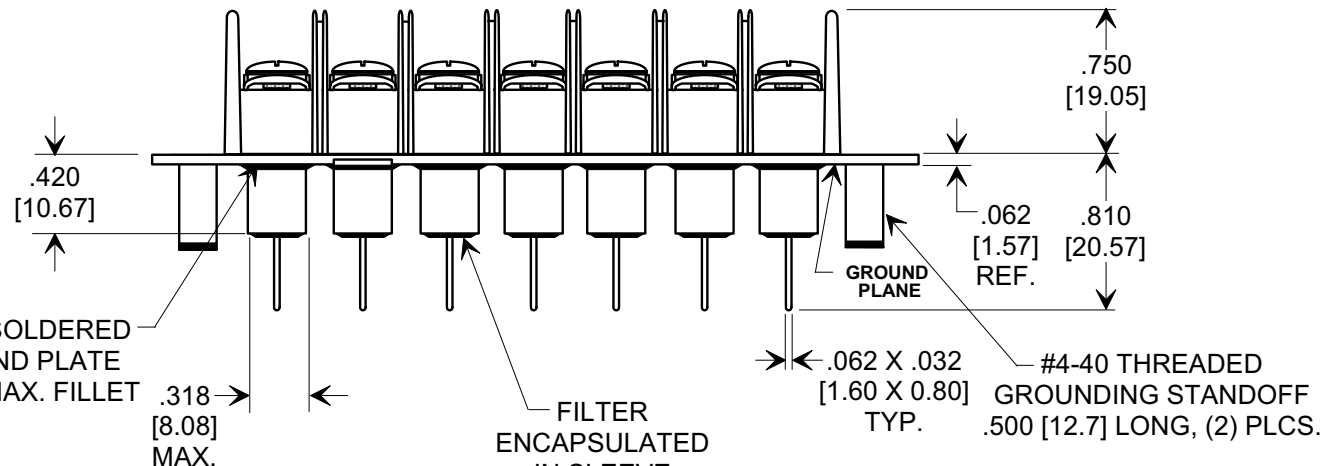
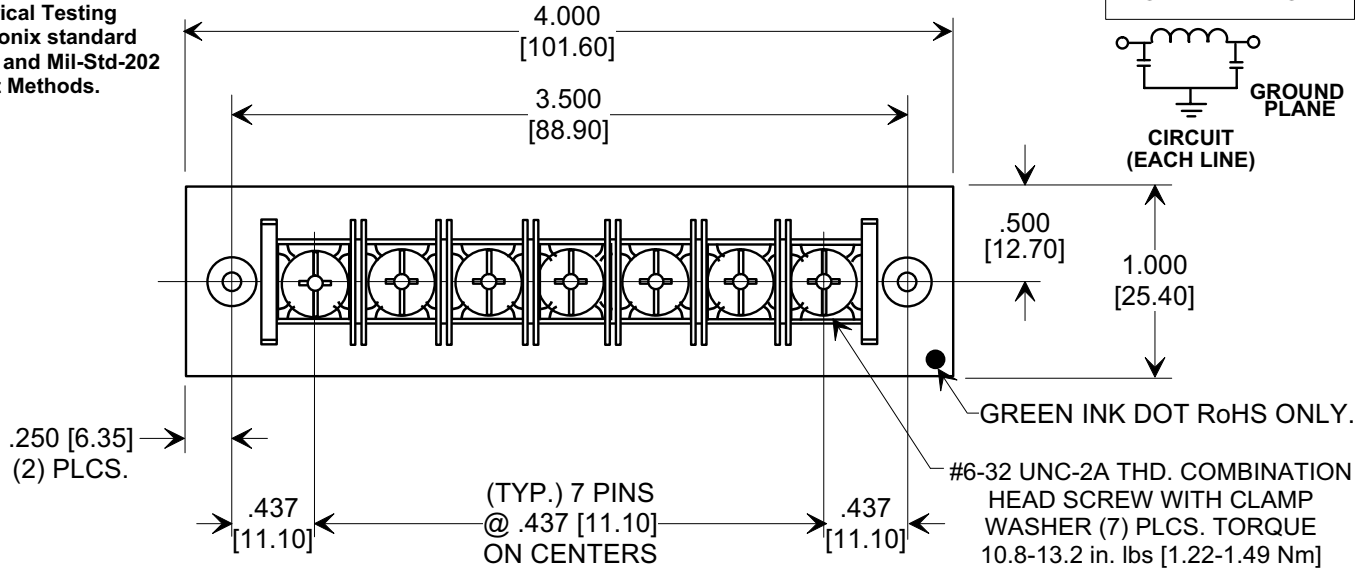


This drawing is the property of Tusonix, Inc., and may not be used, reproduced, published or disclosed to others without expressed authorization by Tusonix Inc.

MARKETING SALES DRAWING
DIMENSIONS IN INCHES - DO NOT SCALE THIS DRAWING
DIMENSIONS IN METRIC - []



Electrical Testing
per Tusonix standard
test plans and Mil-Std-202
Test Methods.



SLEEVES SOLDERED TO GROUND PLATE
.040 [1.02] MAX. FILLET

FILTER
ENCAPSULATED
IN SLEEVE

NOTES:

- TUSONIX STANDARD PART NUMBER: 7607-551.
TUSONIX RoHS COMPLIANT PART NUMBER: 7607-551 LF.
CUSTOMER MUST SPECIFY STANDARD OR RoHS PART NUMBER WHEN ORDERING.
- LEAD FINISH: MATTE TIN.
- PLATE MATERIAL: COPPER ALLOY, MATTE TIN FINISH.
- PART MARKING: PART NUMBER, DATE CODE AND UL RECOGNITION: WHITE INK.
RoHS PART: GREEN INK DOT ON TOP OF GROUND PLATE AS SHOWN.
- MAX. SOLDERING TEMPERATURE 500°F (260°C).
- GROUNDING STANDOFF MOUNTING TORQUE 3.0 - 3.8 in. lbs. [0.34 - 0.43 Nm].
- MOLDED MATERIAL: HIGH TEMPERATURE THERMOPLASTIC (PBT), UL RATED 94 V-O.
- UL RECOGNITION PENDING.

Cx (pF)	WVDC -55°C TO +105°C	I _{DC}	I.R. MIN. @ 100 (VDC)	DWV (VDC 1 MIN.)	TYPICAL NO LOAD INSERTION LOSS (dB) @ 25°C PER MIL-STD-220			
					10 MHz	100 MHz	1 GHz	10 GHz
2500/5000	100	20 Amps	10 G Ω	2121	5	50	60	65

REVISION RECORD Original Release C.O. 20050524-2-15 ADDED AND REVISED NOTES. ADDED GREEN DOT. S.M. 02-21-06 20060202-10-15	0	TOLERANCES unless otherwise specified 2 PLC. DECIMAL ± N/A 3 PLC. DECIMAL ± .030 [0.76] ANGLES ± N/A	Title REAR-PANEL MOUNT FILTERED TERMINAL BLOCK, 7 POSITION UL RECOGNIZED	
	1		Drawn S.M. 06-02-05 Scale FULL	
	Approved R.C. 06-02-05			
	TUSONIX TUCSON, ARIZONA			
		A	7607-551	

X-2015 Rev-0