

Surface Mount, Low Power DC/DC Converters for Ethernet Applications: 80Z0509XSMD and 80Z1209XSMD




Microminiature DC/DC Converters for Ethernet

Key Features

- All Pulse components are manufactured in ISO 9000 registered facilities to meet the highest international standards
- High MTBF due to low parts count
- 100% burn-in at 70°C
- 100% tested on ATE
- Surface mount assembly technology
- High efficiency ratings
- Operating temperature is 0° to 70°C
- Enable function provides power down feature
- Ideal for motherboard, pocket LAN, PCMCIA LAN card applications
- Continuous short circuit protection

Surface Mount

- Designed and tested to withstand I.R. profiles
- Pick and place compatible
- Molded for high integrity
- 16-pin package
- Available in tubes; tape and reel optional

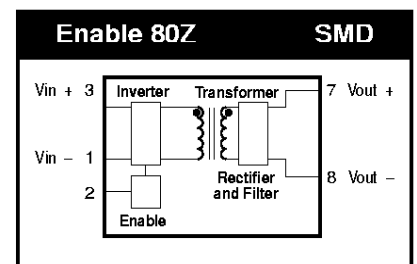
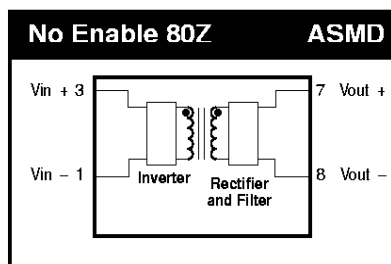


Electrical Specifications at 25°C									
Part No	Input VDC	Input Voltage Tolerance	Enable Function	Isolation Vrms	Output VDC	Regulated Output	Output Current mA max	Ripple @ 20 MHz BW	
								mVpp max	mVpp Typ
80Z0509 ASMD	5	±5%	No	500	-9	No	200	100	50
80Z1209 ASMD	12	±5%	No	500	-9	No	200	100	50
80Z0509 BSMD	5	±5%	Low TTL	500	-9	No	200	100	50
80Z1209 BSMD	12	±5%	Low*	500	-9	No	200	100	50
80Z0509 CSMD	5	±5%	Hi TTL	500	-9	No	200	100	50
80Z1209 CSMD	12	±5%	Hi TTL	500	-9	No	200	100	50
80Z1209 DSMD	12	±5%	Low TTL	500	-9	No	200	100	50

* Enable: Enable requires open collector.

General Specifications

Power Ratings: Up to 1.8 W
 Switching Frequency: 80 KHz min (110 kHz typ)
 Output Voltage Accuracy: ±5% nominal line at full load
 Minimum Efficiency: >68% nominal line at full load
 MTBF: 1,700 khr typical at 40°C



Note:
 80Z0509 BSMD: pin 2 is Low Enable TTL
 80Z1209 BSMD: pin 2 is Low Enable Open Collector
 80Z ___ CSMD: pin 2 is High Enable TTL
 80Z1209 DSMD: pin 2 is Low Enable TTL

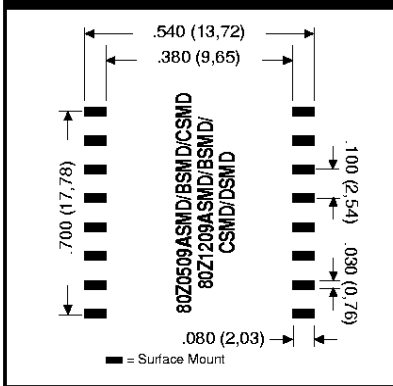


Surface Mount, Low Power
DC/DC Converters for
Ethernet Applications:
80Z0509XSMD and
80Z1209XSMD

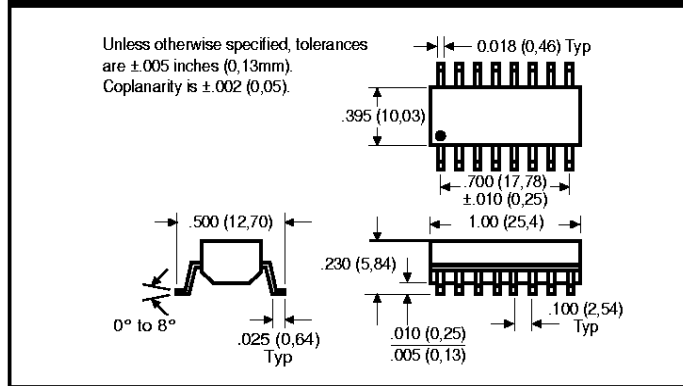


Microminiature DC/DC Converters
for Ethernet

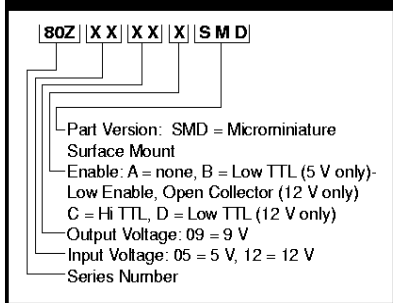
Suggested Pad Layout



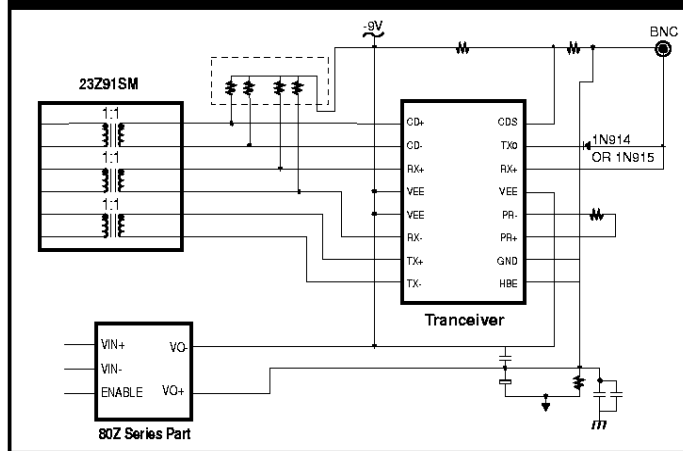
Mechanical Specifications



Part Number Key



Typical Application Circuit



Note:
Please check your IC manufacturer's data book for more detailed information.

Copyright ©1996, Pulse Engineering, Inc., San Diego, CA

The components on this data sheet are Fil-Mag Legacy Parts.

In the construction of the components described, the full intent of the specification will be met. Pulse, however, reserves the right to make, from time to time, such departures from the detail specifications as may be required to permit improvements in the design of its products.

The information included herein is believed to be accurate and reliable. However, Pulse assumes no responsibility for its use, nor for any infringements of patents or other rights of third parties which may result from its use.



Corporate
12220 World Trade Drive
San Diego, CA 92128
Tel: 619 674 8100
FAX: 619 674 8262
http://www.pulseeng.com
Quick-Facts 619 674 9672

Europe
Millpool House
Mill Lane, Godalming
Surrey GU7 1EYU
U.K.
Tel: 441 483 428 8777
FAX: 441 483 416 011

Asia
P.O. Box 26-11 KEPZ
6 Central Sixth Road
KEPZ, Kaohsiung
Taiwan, R.O.C.
Tel: 886 821 3141
FAX: 886 7 841 9707

Distributor