



# MMBD101W/MMBD352W/MMBD353W/MMBD354W/ MMBD355W

## SURFACE MOUNT HIGH FREQUENCY SCHOTTKY DIODE

**VOLTAGE** 7.0 Volts **POWER** 200 mW

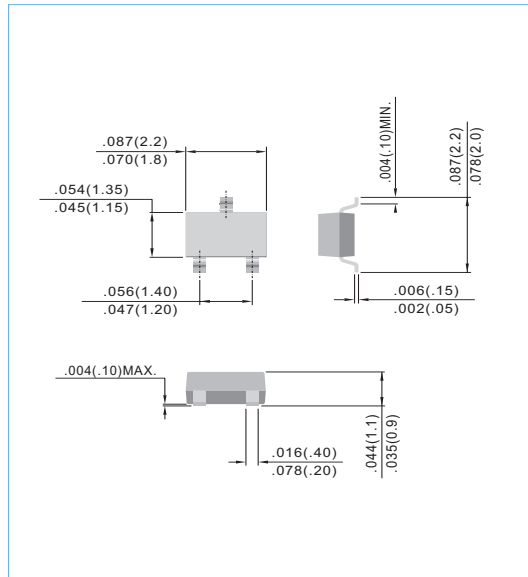
**SOT-323** Unit: inch (mm)

### FEATURES

- Low Capacitance, Minimizing Insertion Losses in VHF Applications
- Low  $V_F$  : 0.5V (Typ) at  $I_F=10mA$
- Extremely Fast Switching Speed
- Pb free product are available : 99% Sn above can meet RoHS environment substance directive request

### MECHANICAL DATA

Case : SOT-323, Plastic  
Terminals : Solderable per MIL-STD-750, Method 2026  
Approx weight : 0.008 gram



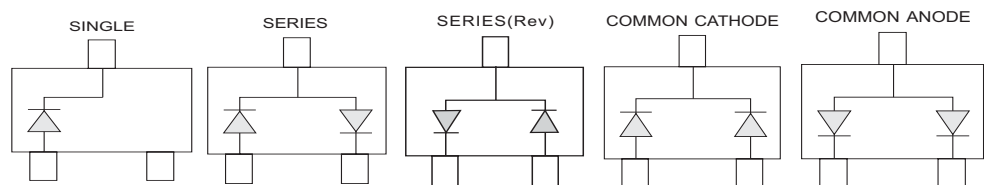
### MAXIMUM RATINGS

PARAMETER	SYMBOL	MMBD101W	MMBD352W	MMBD353W	MMBD354W	MMBD355W	UNITS	
Marking Code		101	352	353	354	355		
Reverse Voltage	$V_R$	7						V
Forward Power Dissipation	$P_F$	200						mW
Junction Temperature Range	$T_J$	-55 to 125						°C
Storage Temperature Range	$T_{STG}$	-55 to 150						°C
Circuit Figure		SINGLE	SERIES	SERIES (Rev)	COMMON CATHODE	COMMON ANODE		

### THERMAL CHARACTERISTICS

PARAMETER	SYMBOL	VALUE	UNITS
Thermal Resistance , Junction to Ambient <sup>(1)</sup>	$R_{\theta JA}$	500	°C/W

Note 1. FR-5 Board = 1.0 x 0.75 x 0.062 in





# MMBD101W/MMBD352W/MMBD353W/MMBD354W/ MMBD355W

## ELECTRICAL CHARACTERISTICS (T<sub>A</sub>=25°C, unless otherwise noted)

PARAMETER	SYMBOL	TEST CONDITION	MIN.	TYP.	MAX.	UNITS
Reverse Breakdown Voltage	V <sub>(BR)</sub>	I <sub>R</sub> =10μA	7.0	10	-	V
Reverse Leakage Current	I <sub>R</sub>	V <sub>R</sub> =3.0V	-	-	0.25	μA
Forward Voltage	V <sub>F</sub>	I <sub>F</sub> =10mA	-	0.5	0.6	V
Total Capacitance	C <sub>T</sub>	f=1.0MHz ; V <sub>R</sub> =0V	-	0.88	1.0	pF

## ELECTRICAL CHARACTERISTICS CURVE

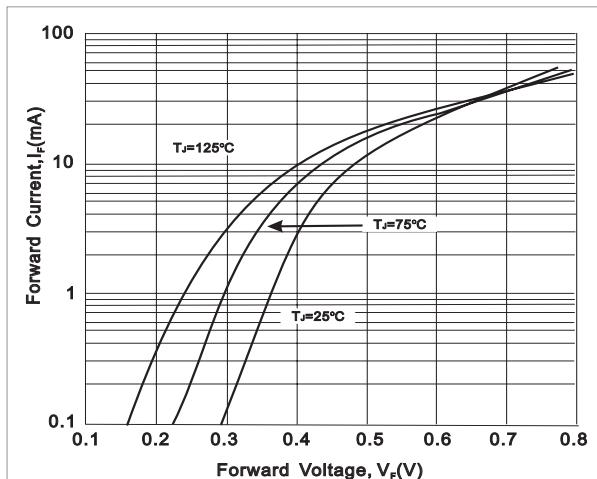


Fig.1-Typical Forward Characteristics

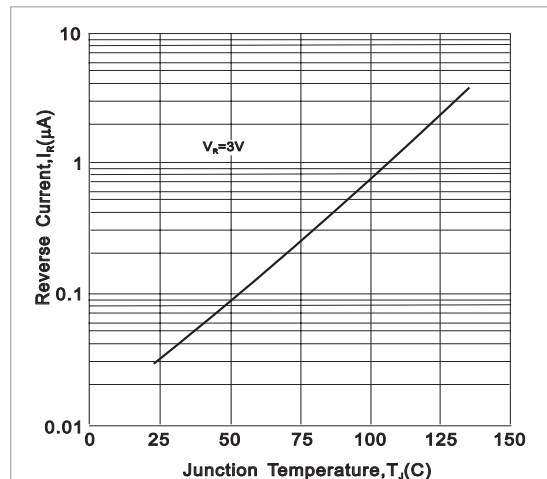


Fig.2-Typical Reverse Characteristics

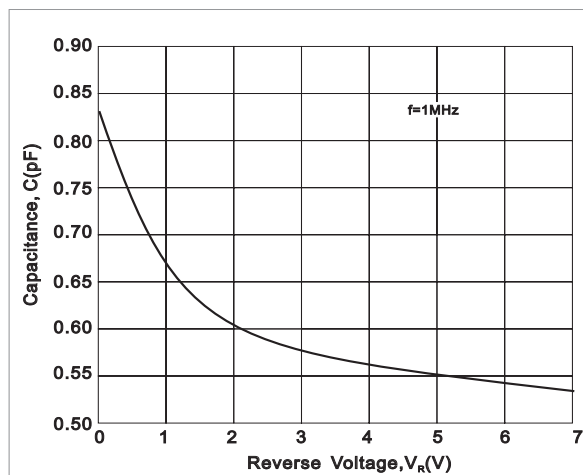
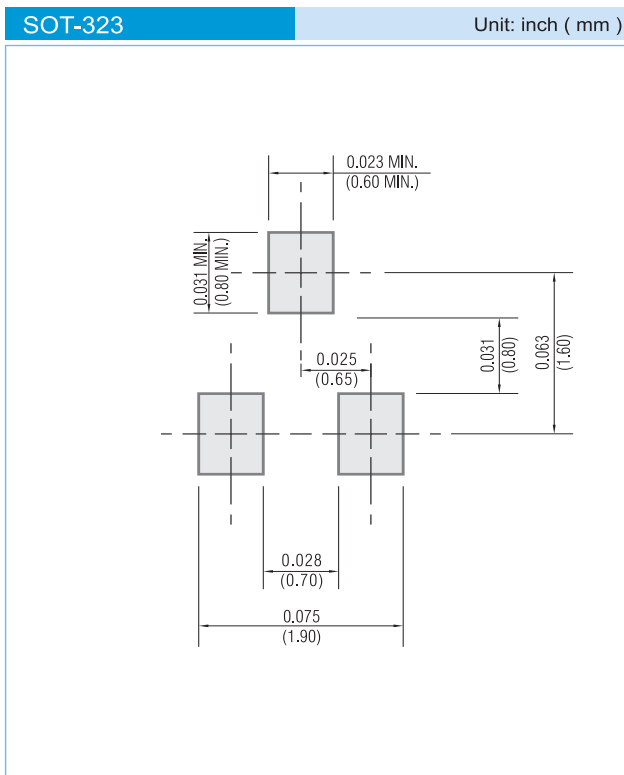


Fig.3-Typical Total Capacitance



# MMBD101W/MMBD352W/MMBD353W/MMBD354W/ MMBD355W

## MOUNTING PAD LAYOUT



## ORDER INFORMATION

- Packing information

T/R - 12K per 13" plastic Reel

T/R - 3K per 7" plastic Reel

## LEGAL STATEMENT

### Copyright PanJit International, Inc 2005

The information presented in this document is believed to be accurate and reliable. The specifications and information herein are subject to change without notice. Pan Jit makes no warranty, representation or guarantee regarding the suitability of its products for any particular purpose. Pan Jit products are not authorized for use in life support devices or systems. Pan Jit does not convey any license under its patent rights or rights of others.