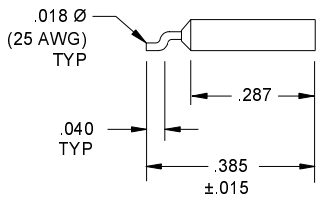
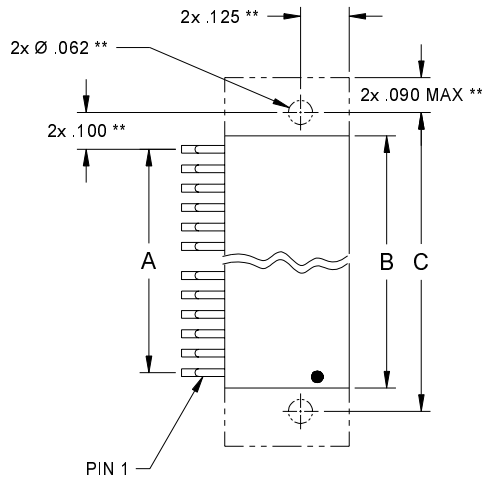
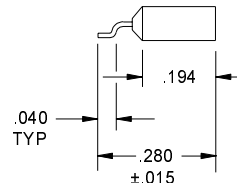
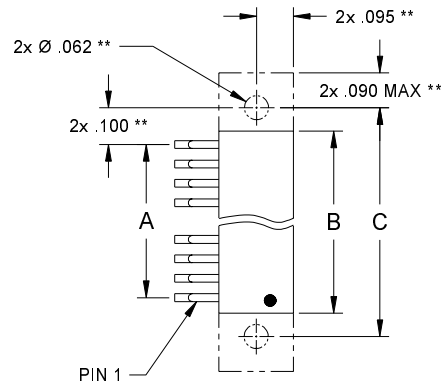


1.4 MICRO CONNECTORS / STRIP

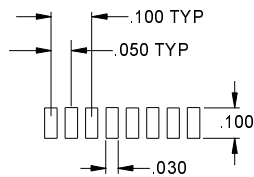
| NO. OF POSITIONS | A | B MAX | C** MAX | NO. OF POSITIONS | A | B MAX | C** MAX | NO. OF POSITIONS | A | B MAX | C** MAX | NO. OF POSITIONS | A | B MAX | C** MAX |
|------------------|-----|----------|------------|------------------|------|----------|------------|------------------|------|----------|------------|------------------|------|----------|------------|
| 02 | .05 | .135 | .335 | 15 | .70 | .785 | .985 | 28 | 1.35 | 1.435 | 1.635 | 41 | 2.00 | 2.085 | 2.285 |
| 03 | .10 | .185 | .385 | 16 | .75 | .835 | 1.035 | 29 | 1.40 | 1.485 | 1.685 | 42 | 2.05 | 2.135 | 2.335 |
| 04 | .15 | .235 | .435 | 17 | .80 | .885 | 1.085 | 30 | 1.45 | 1.535 | 1.735 | 43 | 2.10 | 2.185 | 2.385 |
| 05 | .20 | .285 | .485 | 18 | .85 | .935 | 1.135 | 31 | 1.50 | 1.585 | 1.785 | 44 | 2.15 | 2.235 | N/A |
| 06 | .25 | .335 | .535 | 19 | .90 | .985 | 1.185 | 32 | 1.55 | 1.635 | 1.835 | 45 | 2.20 | 2.285 | N/A |
| 07 | .30 | .385 | .585 | 20 | .95 | 1.035 | 1.235 | 33 | 1.60 | 1.685 | 1.885 | 46 | 2.25 | 2.335 | N/A |
| 08 | .35 | .435 | .635 | 21 | 1.00 | 1.085 | 1.285 | 34 | 1.65 | 1.735 | 1.935 | 47 | 2.30 | 2.385 | N/A |
| 09 | .40 | .485 | .685 | 22 | 1.05 | 1.135 | 1.335 | 35 | 1.70 | 1.785 | 1.985 | 48 | 2.35 | 2.435 | N/A |
| 10 | .45 | .535 | .735 | 23 | 1.10 | 1.185 | 1.385 | 36 | 1.75 | 1.835 | 2.035 | 49 | 2.40 | 2.485 | N/A |
| 11 | .50 | .585 | .785 | 24 | 1.15 | 1.235 | 1.435 | 37 | 1.80 | 1.885 | 2.085 | 50 | 2.45 | 2.535 | N/A |
| 12 | .55 | .635 | .835 | 25 | 1.20 | 1.285 | 1.485 | 38 | 1.85 | 1.935 | 2.135 | | | | |
| 13 | .60 | .685 | .885 | 26 | 1.25 | 1.335 | 1.535 | 39 | 1.90 | 1.985 | 2.185 | | | | |
| 14 | .65 | .735 | .935 | 27 | 1.30 | 1.385 | 1.585 | 40 | 1.95 | 2.035 | 2.235 | | | | |



PLUG, PIN
RIGHT ANGLE
STANDARD PROFILE

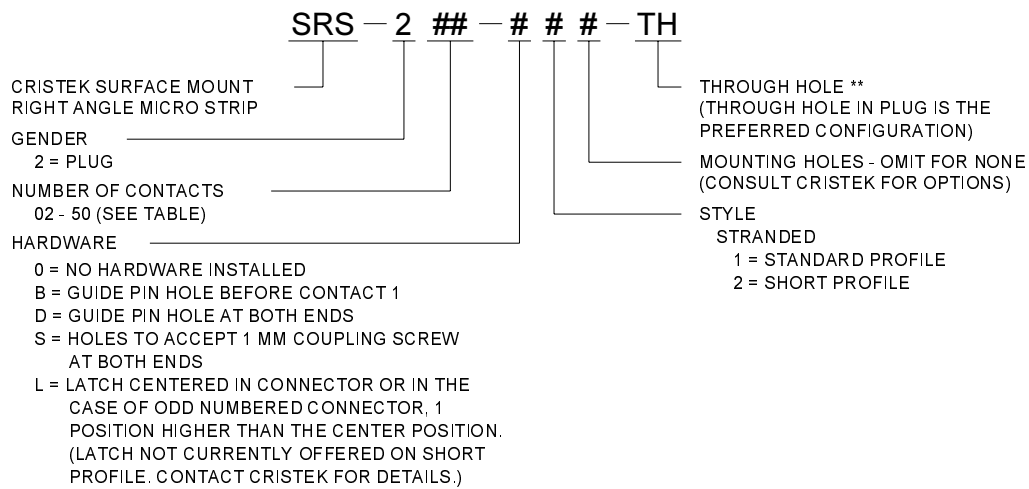


PLUG, PIN
RIGHT ANGLE
SHORT PROFILE



RIGHT ANGLE
P.C.B. LAYOUTS

| | | | | |
|--|---|--------------------------------|--------------------------|-----------------|
| CRISTEK INTERCONNECTS, INC. www.cristek.com 1301 S. Lewis St. Anaheim, CA 92805 Phone: (714) 618-2000 FAX: (714) 535-4897 | TITLE SURFACE MOUNT MICRO STRIP PLUG, RIGHT ANGLE | DWG. NO. SRS | | |
| | FILENAME ADS-SRS-1 | CODE IDENT NO. 67720 | SHT 1 OF 2 | REV C |
| | TOLERANCE: .XXX ±.005 .XX ±.01 ANGLE ±1° | | | |



** = DIMENSIONS/INFORMATION FOR THROUGH HOLE MOUNTING OPTION

1. MATERIALS:

INSULATOR - POLYPHENYLENE PER MIL-M-24519
TYPE GST-40F
CONTACT - BERYLLIUM COPPER

2. FINISH:

CONTACT - GOLD PER MIL-G-45204, TYPE II, GRADE C
CLASS I OVER NICKEL PER QQ-N-290.
(LEADS ARE TYPICALLY HOT TIN DIPPED)

3. SPECIFICATIONS:

CURRENT RATING ----- 3 AMPS MAX
(SRS STANDARD PROFILE)
1 AMP MAX
(SRS LOW PROFILE)

TEMPERATURE RATING ----- -55° C TO +125° C

INSULATION RESISTANCE ----- 5000 MEGOHMS MIN
DWW AT SEA LEVEL ----- 600 VAC
DWW AT 70,000 FT ALTITUDE --- 150 VAC

CONTACT RESISTANCE ----- 8 MILLIOHMS MAX AT 2.5 AMPS
LOW LEVEL CONTACT ----- 10 MILLIOHMS MAX
RESISTANCE

CONTACT RETENTION ----- 5 lb MINIMUM AXIAL LOAD
ENGAGEMENT FORCE ----- 6 oz MAX
SEPARATION FORCE ----- 0.5 oz MIN

4. ADDITIONAL INFORMATION:

DESIGN AND PERFORMANCE IN GENERAL ACCORDANCE WITH M83513
MATES WITH CMS
STRIPS WITH OVER 30 CONTACTS MAY BE DIFFICULT TO MATE AND DEMATE AND TEND TO BECOME FRAGILE. CONTACT CRISTEK FOR APPLICATION ASSISTANCE.

| | | | | | | | | | |
|--|----------|---|--------------------------------|-------|----------|-----------|----|---|-----|
| CRISTEK INTERCONNECTS, INC. www.cristek.com 1301 S. Lewis St. Anaheim, CA 92805 Phone: (714) 618-2000 FAX: (714) 535-4897 | TITLE | SURFACE MOUNT MICRO STRIP PLUG, RIGHT ANGLE | | | DWG. NO. | SRS | | | |
| | FILENAME | ADS-SRS-2 | CODE IDENT NO. | 67720 | SHT | 2 | OF | 2 | REV |
| | | | TOLERANCE: .XXX ±.005 .XX ±.01 | | | ANGLE ±1° | | | |