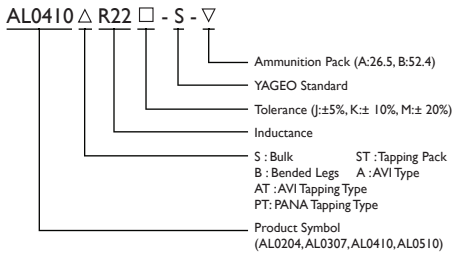


CHOKE COILS
AL TYPE

AL TYPE Series

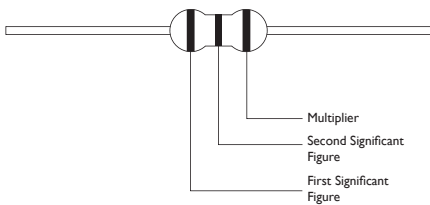


PRODUCT IDENTIFICATION

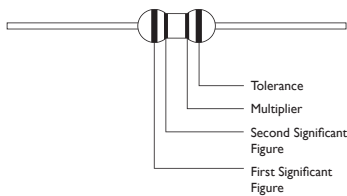


■ YAGEO the part number of lead-free products will be added "-N" after original one as identification.
Ex: AL0204 Δ R22 \square -S- ∇ -N

COLOR CODE AL0204 SERIES



COLOR CODE AL0307/AL0410/ AL0510 SERIES



APPLICATIONS

For VCRs, Color TVs, CRTs, Stereo Car Radios and Radio Transceivers, Telephone Answering, Disk Drivers, Personal Computers and Industrial Electronics Products, etc.

FEATURES

- Design to be Compact, Small and Light-Weight
- Wide Range of Inductance
- Contribute to be High Q and Self-Resonant Frequencies
- Tapping type that is convenient for automatic insertion.
- Coating Epoxy Resin That Ensure The Humidity Resistance to be Long Life

TEST INSTRUMENTS

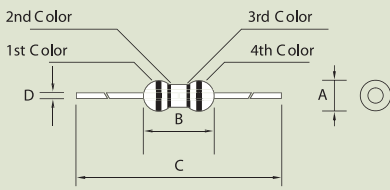
- LQ : HP 4285 + HP 42851A
- SRF : HP 4287A SRF
- RDC : CHEN HWA502BC
- IDC : CHEN HWA CHI061+301A

THE NOMINAL INDUCTANCE IS MARKED BY A COLOR CODE AS LISTED IN TABLE BELOW

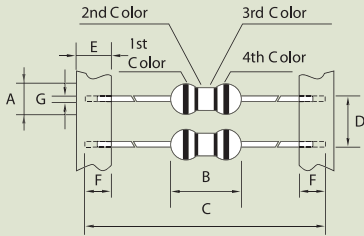
COLOR	NOMINAL INDUCTANCE (μ H)			TOLERANCE
	FIRST FIGURE	SECOND FIGURE	MAGNIFICATION	
Black	0		1	$\pm 20\%$
Brown	1		10	-
Red	2		100	-
Orange	3		1000	-
Yellow	4		-	-
Green	5		-	-
Blue	6		-	-
Purple	7		-	-
Gray	8		-	-
White	9		-	-
Gold	-		0.1	$\pm 5\%$
Silver	-		0.01	$\pm 10\%$



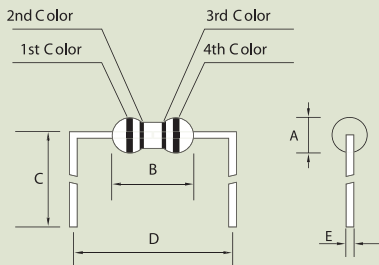
Dimensions : mm



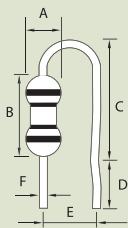
	AL0204 S	AL0307 S	AL0410 S	AL0510 S
A	2.3 ⁺⁰	3 ⁺⁰	4 ⁰	4.5 ⁺⁰
B	4 ⁺⁰	7 ⁺⁰	10.5 ⁺⁰	10.5 ⁺⁰
C	62±3	62±3	62±3	62±3
D	0.5ø	0.5ø	0.65ø	0.65ø



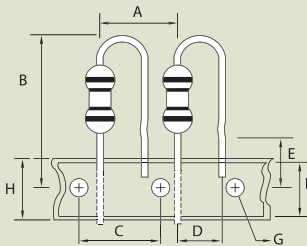
	AL0204 ST	AL0307 ST	AL0410 ST	AL0510 ST
A	2.3 ⁺⁰	3 ⁺⁰	4 ¹⁰	4.5 ⁺⁰
B	4 ⁺⁰	7 ⁺⁰	10.5 ⁺⁰	10.5 ⁺⁰
C	52.4±1.5	52.4±1.5	52.4±1.5	52.4±1.5
D	5±0.5	5±0.5	5±0.5	5±0.5
E	6±1	6±1	6±1	6±1
F	3.2 ⁰	3.2 ⁰	3.2 ⁰	3.2 ⁰
G	0.5ø	0.5ø	0.65ø	0.65ø



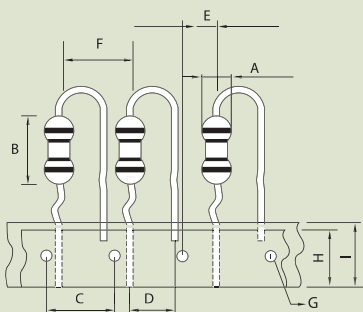
	AL0204 B	AL0307 B	AL0410 B	AL0510 B
A	2.3 ⁺⁰	3 ⁺⁰	4 ⁰	4.5 ⁺⁰
B	4 ⁺⁰	7 ⁺⁰	10.5 ⁺⁰	10.5 ⁺⁰
C	6±1	6±1	6±1	6±1
D	10±1	10±1	12.5±1	12.5±1
E	0.5ø	0.5ø	0.65ø	0.65ø



	AL0204 A	AL0307 A	AL0410 A	AL0510 A
A	2.3 ⁺⁰	3 ⁺⁰	4 ⁰	4.5 ⁺⁰
B	4 ⁺⁰	7 ⁺⁰	10.5 ⁺⁰	10.5 ⁺⁰
C	14 ⁺⁰	14 ⁺⁰	14 ⁺⁰	14 ⁺⁰
D	6±1	6±1	6±1	6±1
E	5±1.5	5±1.5	5±1.5	5±1.5
F	0.5ø	0.5ø	0.65ø	0.65ø



	AL0204 AT	AL0307 AT	AL0410 AT	AL0510 AT
A	12.7±1	12.7±1	12.7±1	12.7±1
B	32 ⁺⁰	32 ⁺⁰	32 ⁺⁰	32 ⁺⁰
C	12.7±0.3	12.7±0.3	12.7±0.3	12.7±0.3
D	5 ^{+0.8} _{-0.2}	5 ^{+0.8} _{-0.2}	5 ^{+0.8} _{-0.2}	5 ^{+0.8} _{-0.2}
E	16±1	16±1	16±1	16±1
F	12.5 ⁰	12.5 ⁰	12.5 ⁰	12.5 ⁰
G	4±0.3	4±0.3	4±0.3	4±0.3
H	17.5~19	17.5~19	17.5~19	17.5~19



	AL0204 PT	AL0307 PT	AL0410 PT	AL0510 PT
A	2.3 ⁺⁰	3 ⁺⁰	4 ⁺⁰	4.5 ⁺⁰
B	4 ⁺⁰	7 ⁺⁰	10.5 ⁺⁰	10.5 ⁺⁰
C	12.7±0.3	12.7±0.3	12.7±0.3	12.7±0.3
D	5 ^{+0.8} _{-0.2}	5 ^{+0.8} _{-0.2}	5 ^{+0.8} _{-0.2}	5 ^{+0.8} _{-0.2}
E	5.85±1.0	5.85±1.0	5.85±1.0	5.85±1.0
F	12.7±1.0	12.7±1.0	12.7±1.0	12.7±1.0
G	4±0.3	4±0.3	4±0.3	4±0.3
H	13 ⁰	13 ⁰	13 ⁰	13 ⁰
I	16±1	16±1	16±1	16±1



ELECTRICAL PARAMETERS AL0204 SERIES

ITEM	INDUCTANCE	TEST FREQ. (MHz)	STANDARD SPEC.			
	L (μH)		Q Min.	S.R.F. Min. (MHz)	D.C. RESISTANCE Max. (Ω)	IDC (mA)
AL0204 Δ R22 □ -S- ▽	0.22	25.2	35	150	0.40	400
AL0204 Δ R27 □ -S- ▽	0.27	25.2	35	150	0.43	380
AL0204 Δ R33 □ -S- ▽	0.33	25.2	35	150	0.48	370
AL0204 Δ R39 □ -S- ▽	0.39	25.2	35	150	0.51	350
AL0204 Δ R47 □ -S- ▽	0.47	25.2	35	150	0.56	330
AL0204 Δ R56 □ -S- ▽	0.56	25.2	35	150	0.61	320
AL0204 Δ R68 □ -S- ▽	0.68	25.2	35	150	0.67	310
AL0204 Δ R82 □ -S- ▽	0.82	25.2	35	150	0.74	290
AL0204 Δ 1R0 □ -S- ▽	1.00	25.2	35	120	0.80	270
AL0204 Δ 1R2 □ -S- ▽	1.20	7.96	40	110	0.90	260
AL0204 Δ 1R5 □ -S- ▽	1.50	7.96	40	80	1.0	250
AL0204 Δ 1R8 □ -S- ▽	1.80	7.96	40	60	1.1	240
AL0204 Δ 2R2 □ -S- ▽	2.20	7.96	40	45	1.2	230
AL0204 Δ 2R7 □ -S- ▽	2.70	7.96	40	40	1.3	220
AL0204 Δ 3R3 □ -S- ▽	3.30	7.96	40	38	1.4	210
AL0204 Δ 3R9 □ -S- ▽	3.90	7.96	40	35	1.6	200
AL0204 Δ 4R7 □ -S- ▽	4.70	7.96	40	32	1.7	190
AL0204 Δ 5R6 □ -S- ▽	5.60	7.96	40	30	1.9	180
AL0204 Δ 6R8 □ -S- ▽	6.80	7.96	40	28	2.0	175
AL0204 Δ 8R2 □ -S- ▽	8.20	7.96	40	26	2.2	165
AL0204 Δ 100 □ -S- ▽	10	7.96	40	24	2.5	160
AL0204 Δ 120 □ -S- ▽	12	2.52	40	22	2.5	150
AL0204 Δ 150 □ -S- ▽	15	2.52	40	20	2.8	145
AL0204 Δ 180 □ -S- ▽	18	2.52	40	18	3.1	140
AL0204 Δ 220 □ -S- ▽	22	2.52	40	17	3.4	130
AL0204 Δ 270 □ -S- ▽	27	2.52	40	16	4.3	80
AL0204 Δ 330 □ -S- ▽	33	2.52	40	14	4.7	76
AL0204 Δ 390 □ -S- ▽	39	2.52	40	13	5.2	74
AL0204 Δ 470 □ -S- ▽	47	2.52	40	12	5.8	70
AL0204 Δ 560 □ -S- ▽	56	2.52	40	11	6.4	68
AL0204 Δ 680 □ -S- ▽	68	2.52	40	10	7.2	64
AL0204 Δ 820 □ -S- ▽	82	2.52	40	9.5	11	46
AL0204 Δ 101 □ -S- ▽	100	0.796	40	9.0	12	44
AL0204 Δ 121 □ -S- ▽	120	0.796	40	8.0	13	42
AL0204 Δ 151 □ -S- ▽	150	0.796	40	6.0	16	39
AL0204 Δ 181 □ -S- ▽	180	0.796	40	5.5	18	37
AL0204 Δ 221 □ -S- ▽	220	0.796	40	5.0	20	35

Δ : S : Bulk ST : Tapping Pack B : Bended Legs A : AVI Type AT : AVI Tapping Type PT : PANA Tapping Type

□ : Tolerance (J : ± 5% K : ±10% M : ± 20%)

▽ : Ammunition Pack (A : 26.5 B : 52.4)



ELECTRICAL PARAMETERS AL0307 SERIES

ITEM	INDUCTANCE L (μH)	TEST FREQ. (MHz)	STANDARD SPEC.			
			Q Min.	S.R.F. Min. (MHz)	D.C. RESISTANCE Max. (Ω)	IDC (mA)
AL0307 Δ R22 □ -S- ▽	0.22	25.2	45	150	0.20	400
AL0307 Δ R27 □ -S- ▽	0.27	25.2	45	150	0.22	380
AL0307 Δ R33 □ -S- ▽	0.33	25.2	45	150	0.24	370
AL0307 Δ R39 □ -S- ▽	0.39	25.2	50	150	0.26	350
AL0307 Δ R47 □ -S- ▽	0.47	25.2	45	150	0.28	330
AL0307 Δ R56 □ -S- ▽	0.56	25.2	50	150	0.31	320
AL0307 Δ R68 □ -S- ▽	0.68	25.2	50	150	0.34	310
AL0307 Δ R82 □ -S- ▽	0.82	25.2	55	150	0.37	290
AL0307 Δ 1R0 □ -S- ▽	1.00	25.2	60	150	0.40	270
AL0307 Δ 1R2 □ -S- ▽	1.20	7.96	40	165	0.18	740
AL0307 Δ 1R5 □ -S- ▽	1.50	7.96	45	150	0.20	700
AL0307 Δ 1R8 □ -S- ▽	1.80	7.96	50	125	0.23	655
AL0307 Δ 2R2 □ -S- ▽	2.20	7.96	50	110	0.25	630
AL0307 Δ 2R7 □ -S- ▽	2.70	7.96	50	95	0.28	595
AL0307 Δ 3R3 □ -S- ▽	3.30	7.96	50	70	0.30	575
AL0307 Δ 3R9 □ -S- ▽	3.90	7.96	45	65	0.32	555
AL0307 Δ 4R7 □ -S- ▽	4.70	7.96	45	50	0.35	530
AL0307 Δ 5R6 □ -S- ▽	5.60	7.96	45	40	0.40	500
AL0307 Δ 6R8 □ -S- ▽	6.80	7.96	40	30	0.45	470
AL0307 Δ 8R2 □ -S- ▽	8.20	7.96	40	28	0.55	425
AL0307 Δ 100 □ -S- ▽	10	7.96	40	22	0.72	370
AL0307 Δ 120 □ -S- ▽	12	2.52	45	20	0.80	350
AL0307 Δ 150 □ -S- ▽	15	2.52	50	16	0.88	335
AL0307 Δ 180 □ -S- ▽	18	2.52	50	15	1.00	315
AL0307 Δ 220 □ -S- ▽	22	2.52	50	13	1.20	285
AL0307 Δ 270 □ -S- ▽	27	2.52	50	11	1.35	270
AL0307 Δ 330 □ -S- ▽	33	2.52	50	10	1.50	255
AL0307 Δ 390 □ -S- ▽	39	2.52	50	9.5	1.70	240
AL0307 Δ 470 □ -S- ▽	47	2.52	60	8.5	2.30	205
AL0307 Δ 560 □ -S- ▽	56	2.52	60	7.5	2.60	195
AL0307 Δ 680 □ -S- ▽	68	2.52	60	6.5	2.90	185
AL0307 Δ 820 □ -S- ▽	82	2.52	60	6.0	3.20	175
AL0307 Δ 101 □ -S- ▽	100	0.796	60	5.5	3.50	165
AL0307 Δ 121 □ -S- ▽	120	0.796	60	5.4	3.80	160
AL0307 Δ 151 □ -S- ▽	150	0.796	60	4.75	4.40	150
AL0307 Δ 181 □ -S- ▽	180	0.796	60	4.35	5.00	140
AL0307 Δ 221 □ -S- ▽	220	0.796	60	4.00	5.70	130
AL0307 Δ 271 □ -S- ▽	270	0.796	60	3.70	6.50	120
AL0307 Δ 331 □ -S- ▽	330	0.796	60	3.40	9.50	100
AL0307 Δ 391 □ -S- ▽	390	0.796	60	2.80	10.50	95
AL0307 Δ 471 □ -S- ▽	470	0.796	60	2.55	11.60	90
AL0307 Δ 561 □ -S- ▽	560	0.796	60	2.35	13.00	85
AL0307 Δ 681 □ -S- ▽	680	0.796	60	2.00	18.00	75
AL0307 Δ 821 □ -S- ▽	820	0.796	60	1.50	23.00	65
AL0307 Δ 102 □ -S- ▽	1000	0.796	60	1.20	26.00	60

Δ : S : Bulk ST : Tapping Pack B : Bended Legs A : AVI Type AT : AVI Tapping Type PT : PANA Tapping Type

□ : Tolerance (J : ± 5% K : ± 10% M : ± 20%) ▽ : Ammunition Pack (A : 26.5 B : 52.4)



ELECTRICAL PARAMETERS AL0410 SERIES

ITEM	INDUCTANCE	TEST FREQ. (MHz)	STANDARD SPEC.			
	L (μH)		Q Min.	S.R.F. Min. (MHz)	D.C. RESISTANCE Max. (Ω)	IDC (mA)
AL0410 Δ R22 □ -S- ▽	0.22	25.2	25	380	0.21	880
AL0410 Δ R27 □ -S- ▽	0.27	25.2	25	340	0.24	800
AL0410 Δ R33 □ -S- ▽	0.33	25.2	25	300	0.28	750
AL0410 Δ R39 □ -S- ▽	0.39	25.2	25	280	0.32	680
AL0410 Δ R47 □ -S- ▽	0.47	25.2	25	250	0.36	650
AL0410 Δ R56 □ -S- ▽	0.56	25.2	25	230	0.41	600
AL0410 Δ R68 □ -S- ▽	0.68	25.2	25	210	0.47	550
AL0410 Δ R82 □ -S- ▽	0.82	25.2	45	172	0.17	980
AL0410 Δ 1R0 □ -S- ▽	1.00	25.2	45	157	0.19	920
AL0410 Δ 1R2 □ -S- ▽	1.20	7.96	50	144	0.21	880
AL0410 Δ 1R5 □ -S- ▽	1.50	7.96	50	131	0.23	830
AL0410 Δ 1R8 □ -S- ▽	1.80	7.96	55	121	0.25	790
AL0410 Δ 2R2 □ -S- ▽	2.20	7.96	55	110	0.28	750
AL0410 Δ 2R7 □ -S- ▽	2.70	7.96	60	100	0.30	720
AL0410 Δ 3R3 □ -S- ▽	3.30	7.96	65	94	0.34	670
AL0410 Δ 3R9 □ -S- ▽	3.90	7.96	65	86	0.37	640
AL0410 Δ 4R7 □ -S- ▽	4.70	7.96	70	80	0.39	620
AL0410 Δ 5R6 □ -S- ▽	5.60	7.96	70	74	0.43	590
AL0410 Δ 6R8 □ -S- ▽	6.80	7.96	75	68	0.48	550
AL0410 Δ 8R2 □ -S- ▽	8.20	7.96	80	53	0.52	530
AL0410 Δ 100 □ -S- ▽	10	7.96	85	45	0.58	500
AL0410 Δ 120 □ -S- ▽	12	2.52	75	34	0.63	480
AL0410 Δ 150 □ -S- ▽	15	2.52	70	20	0.72	460
AL0410 Δ 180 □ -S- ▽	18	2.52	65	14	0.77	430
AL0410 Δ 220 □ -S- ▽	22	2.52	60	9.9	0.84	410
AL0410 Δ 270 □ -S- ▽	27	2.52	55	7.6	0.94	390
AL0410 Δ 330 □ -S- ▽	33	2.52	55	6.3	1.03	370
AL0410 Δ 390 □ -S- ▽	39	2.52	50	6.3	1.12	350
AL0410 Δ 470 □ -S- ▽	47	2.52	45	6.3	1.22	340
AL0410 Δ 560 □ -S- ▽	56	2.52	40	6.2	1.34	320
AL0410 Δ 680 □ -S- ▽	68	2.52	40	5.7	1.47	305
AL0410 Δ 820 □ -S- ▽	82	2.52	35	5.3	1.62	290
AL0410 Δ 101 □ -S- ▽	100	2.52	30	4.8	1.8	275
AL0410 Δ 121 □ -S- ▽	120	0.796	70	3.8	3.7	185
AL0410 Δ 151 □ -S- ▽	150	0.796	70	3.5	4.2	175
AL0410 Δ 181 □ -S- ▽	180	0.796	70	3.3	4.6	165
AL0410 Δ 221 □ -S- ▽	220	0.796	70	3.0	5.1	155
AL0410 Δ 271 □ -S- ▽	270	0.796	65	2.8	5.8	145
AL0410 Δ 331 □ -S- ▽	330	0.796	65	2.6	6.40	137
AL0410 Δ 391 □ -S- ▽	390	0.796	65	2.4	7.00	133

Δ : S : Bulk ST : Tapping Pack B : Bended Legs A : AVI Type AT : AVI Tapping Type PT : PANA Tapping Type

□ : Tolerance (K : ± 10% M : ± 20%)

▽ : Ammunition Pack (A : 26.5 B : 52.4)



ELECTRICAL PARAMETERS AL0510 SERIES

ITEM	INDUCTANCE	TEST FREQ. (MHz)	STANDARD SPEC.			
	L (μ H)		Q Min.	S.R.F. Min. (MHz)	D.C. RESISTANCE Max. (Ω)	IDC (mA)
AL0510 Δ 471 \square -S- ∇	470	0.796	60	2.25	7.70	126
AL0510 Δ 561 \square -S- ∇	560	0.796	60	2.10	8.50	120
AL0510 Δ 681 \square -S- ∇	680	0.796	55	1.95	9.40	113
AL0510 Δ 821 \square -S- ∇	820	0.796	55	1.85	10.5	100
AL0510 Δ 102 \square -S- ∇	1000	0.796	50	1.70	12.0	100

Δ : S : Bulk ST : Tapping Pack B : Bended Legs A : AVI Type AT : AVI Tapping Type PT : PANA Tapping Type

\square : Tolerance (K : $\pm 10\%$ M : $\pm 20\%$)

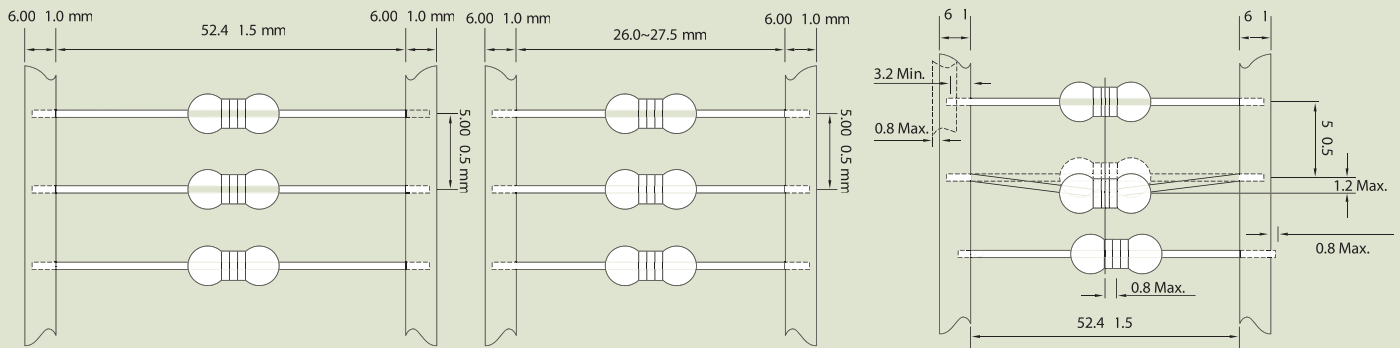
∇ : Ammunition Pack (A : 26.5 B : 52.4)



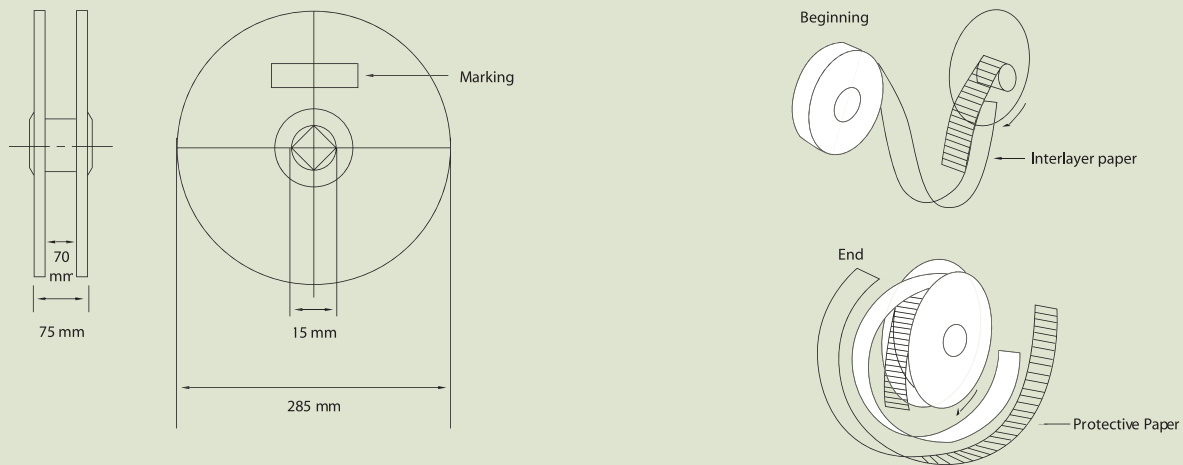
PACK

Dimensions : mm

DIMENSIONS OF TAPE

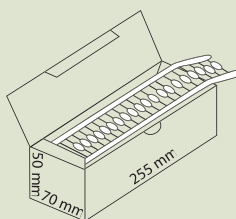


DIMENSIONS OF REEL

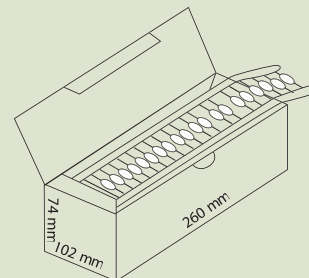


DIMENSIONS OF AMMUNITION PACK

-A (for inner tape : $26.5^{+1.0}_{-0.5}$ mm width)



-B (for inner tape : 52.4 ± 1.5 mm width)





REEL PACKING

PART NO.	QTY PER REEL	APPROX. GW/R & BOX	SIZE L x W x H (mm)	QTY CARTON	APPROX. NW	APPROX. GW
0204 SERIES	5000 PCS	0.8Kg	430 x 350 x 340	25000PCS	4.35Kg	5.35kg
0307 SERIES	5000PCS	1.6Kg	430 x 350 x 340	25000 PCS	8.35Kg	9.35Kg
0410 SERIES	2500 PCS	2.8Kg	360 x 310 x 600	20000 PCS	14.35 Kg	15.35Kg
0510 SERIES	2500 PCS	2.6Kg	360 x 310 x 600	20000 PCS	13.35Kg	14.35Kg

AMMUNITION PACKING

PART NO.	QTY PER REEL	APPROX. GW/R & BOX	SIZE L x W x H (mm)	QTY CARTON	APPROX. NW	APPROX. GW
0204 SERIES	5000 PCS	0.8Kg	430 x 350 x 340	25000PCS	4.35Kg	5.35kg
0307 SERIES	5000PCS	1.6Kg	430 x 350 x 340	25000 PCS	8.35Kg	9.35Kg
0410 SERIES	2500 PCS	2.8Kg	360 x 310 x 600	20000 PCS	14.35 Kg	15.35Kg
0510 SERIES	2500 PCS	2.6Kg	360 x 310 x 600	20000 PCS	13.35Kg	14.35Kg

IN BULKS

PART NO.	QTY PER BAG	APPROX. GW/BAG
0204 SERIES	500 PCS	0.05Kg
0307 SERIES	500 PCS	0.10Kg
0410 SERIES	500 PCS	0.20Kg
0510 SERIES	500 PCS	0.30Kg