

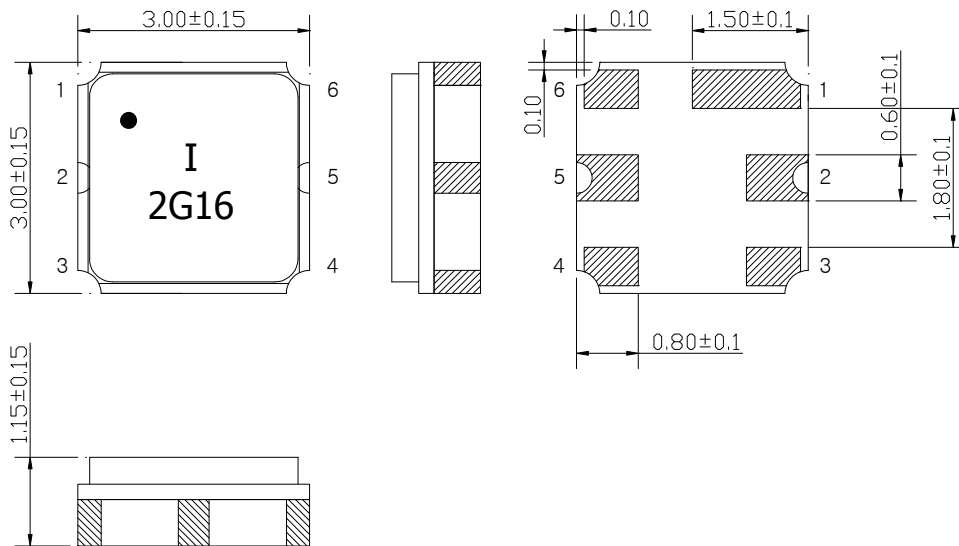
SAW Bandpass Filter F2G16



Features

- RF bandpass filter for GSM
- Usable Bandwidth 45MHz
- No matching single-ended operation
- Ceramic Surface Mounted Device Package (3.0 mm × 3.0 mm)
- RoHS Compliant

Package Dimension



Dimensions shown are nominal in millimeters

Body : Al₂O₃ Ceramic

Lid : Kovar, Ni Plated

Terminations : Au plating 0.3 ~ 1.0 um, Over a 1.27 ~ 8.89 um
Ni Plating

Pin Configurations	
2	Input
5	Output
1, 3, 4, 6	Case ground

Maximum Ratings

Parameters	Unit	Minimum	Typical	Maximum
Operating Temperature Range	℃	-30	25	85
Storage Temperature Range	℃	-40	-	95
Power Handling Capability	dBm	-	-	13

Electrostatics Sensitive Device (ESD)

	ITF Co., Ltd. 102-901, Bucheon Technopark 364, Samjeong-Dong, Ojeong-Gu, Bucheon-City, Gyeonggi-Do, Korea 421-809	Part No.	F2G16	
		Rev. Date	2009-08-17	
		Rev.	NC9010-AS01	1/7

SAW Bandpass Filter F2G16




Specifications

Fo = 2132.5 MHz

	Minimum	Typical	Maximum	Unit
Center Frequency (Fc)	-	2132.5	-	MHz
Insertion Loss (In Fc ± 22.5 MHz)	-	2.5	3.7	dB
Amplitude Ripple (In Fc ± 22.5 MHz)	-	1.0	2.0	dB
VSWR (In Fc ± 22.5 MHz)	-	1.6	2.5	
Relative Attenuation				dB
1800.0MHz ~ 2070.0MHz	25	34	-	
2195.0MHz ~ 2400.0MHz	25	40	-	
Input/Output Impedance		50		Ohm

Notes :

- 1) All specifications are based on the matching schematic shown below
- 2) All specifications are measured by Agilent Network analyzer and full 2 port calibration at room temperature
- 3) All attenuation measurements are measured relative to insertion loss


 Integrated Technology Future	ITF Co., Ltd. 102-901, Bucheon Technopark 364, Samjeong-Dong, Ojeong-Gu, Bucheon-City, Gyeonggi-Do, Korea 421-809	Part No.	F2G16	
		Rev. Date	2009-08-17	
		Rev.	NC9010-AS01	2/7

SAW Bandpass Filter F2G16



Matching Schematic

(Actual matching values may vary due to PCB layout and parasitics)



Marking Configuration

●¹⁾
I²⁾
2G16³⁾

1) Pad Number 1 Index

2) Manufacturer name

3) Marking Number

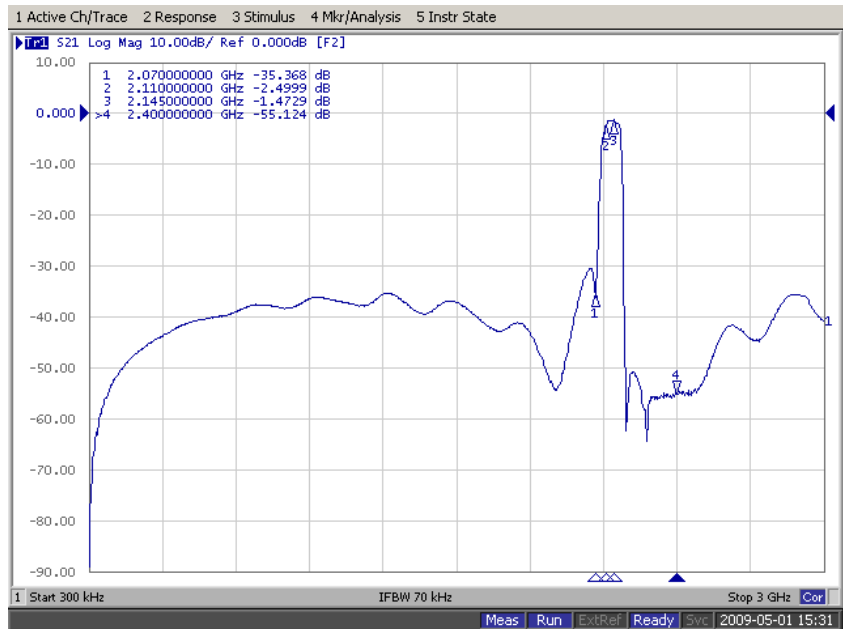
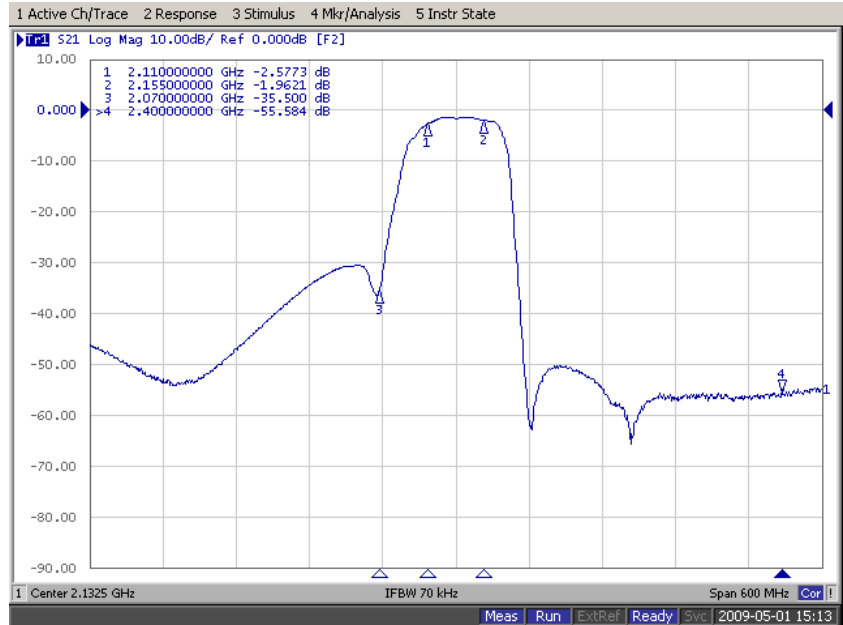
* Ink or Laser Marking available

	ITF Co., Ltd. 102-901, Bucheon Technopark 364, Samjeong-Dong, Ojeong-Gu, Bucheon-City, Gyeonggi-Do, Korea 421-809	Part No.	F2G16	
		Rev. Date	2009-08-17	
		Rev.	NC9010-AS01	3/7

SAW Bandpass Filter F2G16



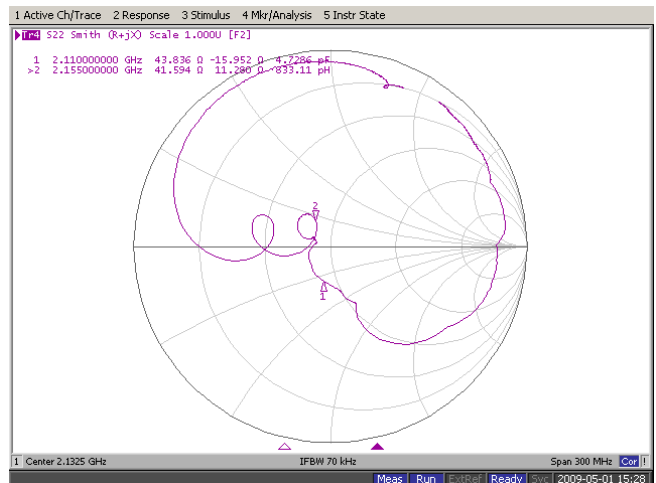
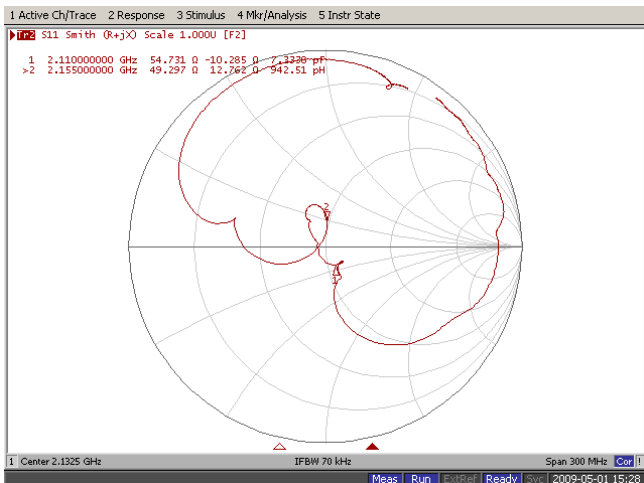
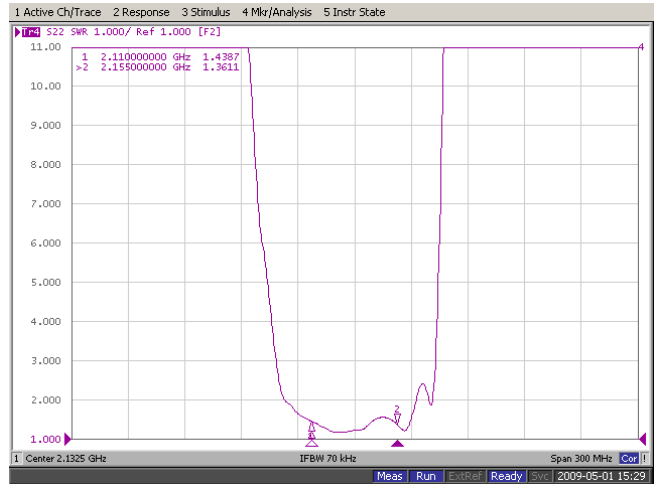
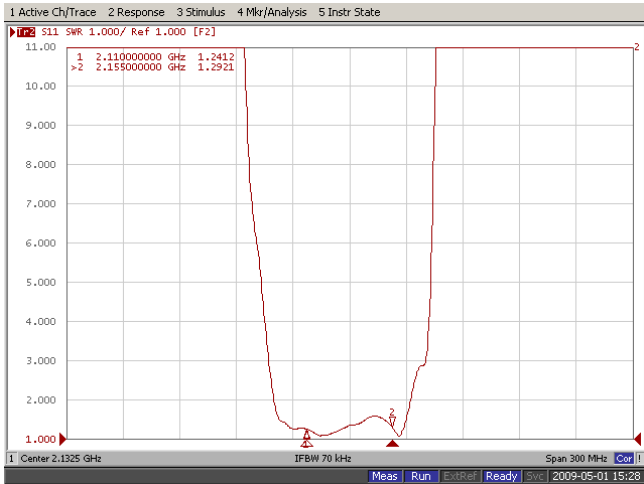
Typical Performance (at +25°C)



ITF Co., Ltd.
 102-901, Bucheon Technopark 364,
 Samjeong-Dong, Ojeong-Gu, Bucheon-City,
 Gyeonggi-Do, Korea 421-809

Part No.	F2G16	
Rev. Date	2009-08-17	
Rev.	NC9010-AS01	4/7

SAW Bandpass Filter F2G16



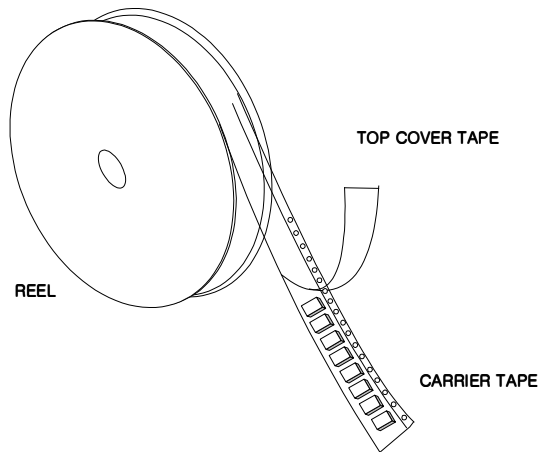
	ITF Co., Ltd. 102-901, Bucheon Technopark 364, Samjeong-Dong, Ojeong-Gu, Bucheon-City, Gyeonggi-Do, Korea 421-809	Part No.	F2G16	
		Rev. Date	2009-08-17	
		Rev.	NC9010-AS01	5/7

SAW Bandpass Filter F2G16



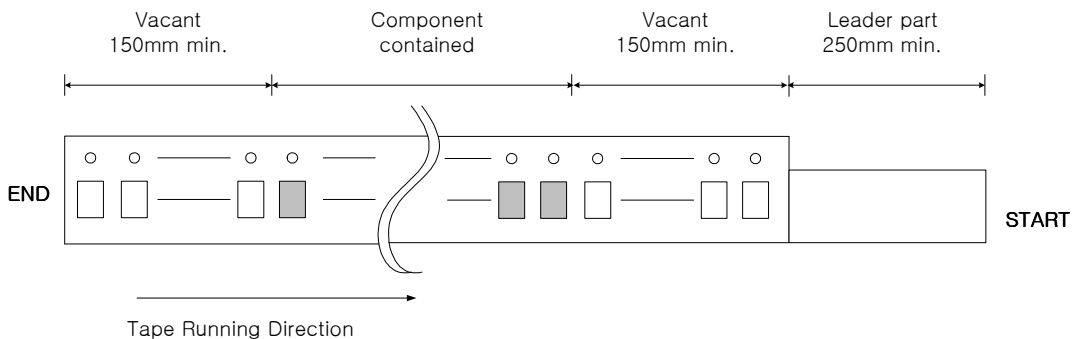
Packing Specification

1. Reeling Quantity : 3000 pcs / 13" reel (or 1000 pcs / 7" reel)
2. Taping Structure : The tape shall be wound around the reel in the direction shown below.



Tape Specification

1. Leader part and vacant position specification

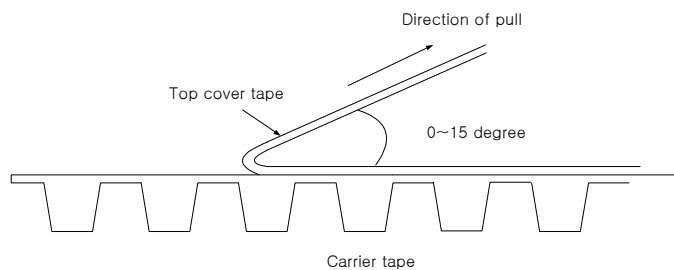


2. Tensile strength of carrier tape

4.4N/mm width

3. Top cover tape adhesion

- 1) pull off angle : 0~15°
- 2) speed : 300mm/min
- 3) force : 20~70g



	ITF Co., Ltd. 102-901, Bucheon Technopark 364, Samjeong-Dong, Ojeong-Gu, Bucheon-City, Gyeonggi-Do, Korea 421-809	Part No.	F2G16	
		Rev. Date	2009-08-17	
		Rev.	NC9010-AS01	6/7

